

B.S.A

1.74 h.p.

Motor Cycle Replacement Parts

MODEL - A 29 Standard.
,, - A 29 de Luxe.



PRICE SIXPENCE.

B.S.A. Cycles Ltd., Small Heath, Birmingham

B.S.A

1.74 h.p.

Motor Cycle Replacement Parts

MODEL - A 29 Standard.
,, - A 29 de Luxe.



B.S.A. CYCLES LTD.,

*Proprietors: The Birmingham
Small Arms Company Limited*

SMALL HEATH, BIRMINGHAM.

*Directors: Sir EDWARD MANVILLE. P. MARTIN (U.S.A.).
A. EADIE. Com. G. HERBERT, D.S.O. (Managing).*

C 1672-2

PRICE SIXPENCE.

BARNSTORMERS.CO.NZ

Copy of

1.74h.p. B.S.A. MOTOR CYCLE SPARE PARTS GUARANTEE.

We give the following guarantee with B.S.A. Motor Bicycle Spare Parts, instead of the guarantee implied by statute or otherwise, as to the quality or fitness of such parts for the purpose for which they are intended, any such implied guarantee being in all cases excluded, nor can any claim for consequential damages be entertained.

WE GUARANTEE, subject to the conditions mentioned below, that all precautions which are usual and reasonable have been taken by us to secure excellence of materials and workmanship, but this guarantee is to extend and be in force for six months only from the date of purchase, and the damages for which we make ourselves responsible under this guarantee are limited to the replacement of any part which may have proved defective.

WE UNDERTAKE, subject to the conditions mentioned below, to make good at any time within six months any defects in these respects. As motor cycles are easily liable to derangement by neglect or misuse, this guarantee does not apply to defects caused by wear and tear, misuse, or neglect. The term "misuse" shall include among others the following acts: The attaching of a sidecar to the motor cycle in such a manner as to cause damage, or calculated to render the latter unsafe when ridden; the use of a motor cycle or a motor cycle and sidecar combined when carrying more persons or a greater weight than they were designed to bear. (The 1.74h.p. model is not designed for sidecar work.)

REPAIRS AND RENOVATIONS GUARANTEE.

Any B.S.A. motor cycle sent to us to be replated, re-enamelled, or repaired will be treated upon the same conditions as if it were a new motor cycle, i.e. we guarantee that all precautions which are usual and reasonable have been taken by us to secure excellence of material and workmanship. such guarantee to extend and be in force for six months only from the time such work shall have been executed, and this guarantee is in lieu and in exclusion of any Common Law or statute warranty, and the damages recoverable are limited to the cost of any further work which may be necessary to amend and make good the work found to be defective.

CONDITIONS OF GUARANTEE.

If a defective part should be found in our motor cycles it must be sent to our Works at Small Heath, carriage paid, and be accompanied by an intimation from the sender that he desires it repaired free of charge under our guarantee, and he must also furnish us at the same time with the number of the machine and engine, which will be found stamped on the seat or head tube lug and crankcase respectively, the name of the Dealer from whom he purchased, and the date of the purchase.

Failing compliance with the above, no notice will be taken of anything which may arrive, but such articles will lie here at the risk of the sender, and this guarantee or any implied guarantee shall not be enforceable.

We do not guarantee the specialities of other firms, such as tyres, chains, saddles, etc., or of any component part supplied to the order of the purchaser differing from our standard specification, whether supplied with our motor cycles or otherwise.

THE TERM "AGENT."

We do not appoint agents for the sale of our Motor Cycles or other goods. We assign to Motor Cycle Dealers (styled "Regional" Dealers), who carry on business on their own account, areas in which they have the exclusive or other right to sell goods purchased from us. A Regional Dealer purchasing from us, or a Sub-dealer purchasing from him, may, on our behalf (as our agent for this purpose only) give the guarantee printed above. Any such dealer is not authorised to advertise, incur any debts, or transact any business whatsoever on our account, nor is he authorised, so as to bind us, to give any warranty or make any representation on our behalf, or to sell subject to, or with any conditions other than those contained in such guarantee.

1.74 h.p. SPARES AND REPAIRS.

Please carry out the following in order to ensure prompt attention and correct execution of orders, and also please remember that the clearer and more complete your instructions to us the less risk there will be of delay.

Address all parts forwarded as patterns and all orders for spares to **Department 33, Small Heath, Birmingham.**

Quote frame and engine numbers when ordering parts for a particular machine. The former will be found on either the seat or head tube lug, and the latter on the near-side of the crankcase immediately below the cylinder base. It is also essential that the component numbers of the parts required be stated.

To avoid delay write orders for spare parts on order forms or sheets of paper separate from correspondence on other matters.

Consign all motor cycles or components for repairs to **Repair Department, Small Heath, Birmingham.**

Where we are instructed to "overhaul" the machine or component will be dismantled, all worn parts renewed, reassembled, and tested in a suitable manner.

When sending complete motor cycles to us remove such accessories as lamps, horns, speedometers, tools, etc. They are liable to damage or loss, for which we cannot be responsible.

When telephoning relating to the supply or repair of motor cycle parts please communicate with the Department concerned as above.

Telegrams : "Selcyc, Birmingham."

It frequently happens that parts are forwarded to us which bear no sender's name and address. This causes delay and annoyance.

Consign all goods to us carriage paid.

Spares List prices are subject to alteration without notice, and do not include cost of postage, carriage, or packing. B.S.A. Cycles Limited reserve the right to charge for goods at prices ruling at time of delivery.

Orders must be accompanied by remittance when no Ledger Account is open with the Company, the C.O.D. system to be utilized where possible.

Give instructions as to dispatch (either post, passenger, or goods train) and include the charges in the remittance.

All cheques and Postal Orders to be made payable to B.S.A. Cycles Ltd.

Complaints relating to tyres, saddles, magnetos, etc., to be sent direct to the manufacturer of such articles, as these goods are only guaranteed in accordance with the respective makers' warranty.

On pages 30 to 34 will be found a list of Agents who maintain a comprehensive stock of B.S.A. spare parts. You will save time and expense by ordering direct from the nearest Stockist.

Write concerning **Service to B.S.A. Cycles Ltd., Service Department, Small Heath, Birmingham. Telephone : Birmingham, Central 6440.**

B.S.A. Cycles Ltd. reserve the right to alter design or any constructional details of their manufactures without giving notice.

DESCRIPTION.	Part Number. Standard.	Part Number. De Luxe.	Price (each).	Number per set.
--------------	------------------------	-----------------------	---------------	-----------------

ENGINE AND GEAR UNIT.

			£	s.	d.	
Cylinder	28-1	28-1	2	0	0	1
Cylinder Release Valve complete (<i>not illustrated</i>) ..	28-9031	28-9031	5	9		1
Cylinder Release Valve Body	28-8	28-8	4	0		1
Cylinder Release Valve	28-9	28-9	9			1
Cylinder Release Valve Operating Arm	28-10	28-10	3			1
Cylinder Release Valve Spring	28-11	28-11	1			1
Cylinder Release Valve Washer	28-12	28-12	2			1
Cylinder Release Valve Split-pin	28-14	28-14	2d.			doz. .. 1
Cylinder Release Valve Cable Gripping Pin	28-13	28-13	3			1
Cylinder Release Valve Cable Gripping Pin Nut	EB116	EB116	1/6			doz. .. 1
Cylinder Base Washer	28-5	28-5	1			1
Cylinder Base Stud	28-6	28-6	2			4
Cylinder Base Stud Spring Washer	28-4	28-4	2d.			doz. .. 3
Cylinder Base Stud Nut	EAS0	EAS0	2			4
Piston, complete with gudgeon pin, pads, and rings (<i>not illustrated</i>)	28-9032	28-9032	14	6		1
Piston, complete with pegs	28-9035	28-9035	10	0		1
Piston Ring	28-290	28-290	1	3		2
Gudgeon Pin, complete with pad	28-9036	28-9036	2	0		1
Gudgeon Pin Bush	28-31	28-31	1	6		1
Crank and Gearcase, with fixed fittings	28-9043	28-9042	2	3	6	1
Crankcase Cover, with fixed fittings	28-9044	28-9045	17	6		1
Gearcase Cover, with fixed fittings	28-9047	28-9048	1	13	6	1
Crankcase Cover Screw (long)	K58A	K58A	2			1
Crankcase Cover Screw (short)	27-4405	27-4405	2			1
Crankcase Cover Dowel	28-39	28-39	1			1
Crankcase Cover Stud	27-4406	27-4406	2			4
Crankcase Cover Stud Nut	27-4401	27-4401	2			4
Gearcase Cover Dowel	28-44	28-44	1			2
Gearcase Cover Stud	28-42	28-42	2			8
Gearcase Cover Stud Nut	27-4401	27-4401	2			8
Gearcase Oil Plug	M196	M196	1	0		1
Gearcase Oil Plug Washer	M196A	M196A	1			1
Crank and Gearcase Drain Plug	28-43	28-43	3			2
Connecting Rod, complete with bush	28-9050	28-9050	10	0		1
Connecting Rod Thrust Washer	28-47	28-47	9			1
Crank Pin	28-49	28-49	3	6		1
Crank Pin Nut	28-53	28-53	4			1
Crank Pin Nut Locking Washer	28-52	28-52	1			1
Crank Pin Roller	28-54	28-54	2			14
Crankshaft complete	28-9052	28-9053	15	0		1
Crankshaft Ballrace (crankcase)	28-64	28-64	10	0		1
Crankshaft Ballrace (gearcase cover)	28-65	28-65	9	6		1
Crankshaft Oil Retaining Washer (gearcase cover) ..	28-125	28-125	1			1
Crankshaft Distance Collar	28-73	28-77	2	0		1
Crankshaft Distance Collar Peg	28-72	28-72	6d.			doz. .. 1
Crankshaft Oil Retaining Washer (gearcase cover) ..	28-125	28-125	1			1
Crankshaft Driving Pinion	28-74	—	5	0		1
Crankshaft Driving Pinion	—	28-76	6	6		1
Crankshaft Oil Retainer (gearcase cover)	28-78	28-78	1	0		1
Crankshaft Oil Retaining Sleeve Spring	28-70	28-70	2			1
Crankshaft Spring Disc	28-79	28-79	2			2
Crankshaft Oil Retaining Sleeve	28-69	28-69	1	0		1
Flywheel	28-82	28-82	1	5	0	1
Flywheel Key	28-85	28-85	2			1
Flywheel Washer	28-86	28-86	2			1
Flywheel Nut	28-83	28-83	6			4
Flywheel Guard (<i>for illustration see page 15</i>)	28-2670		9			1


ENGINE AND GEAR UNIT.



26-1



28-8



26-9



28-10



28-11



28-12



28-13



28-14



MINI A80
B5 116



28-5



28-6



28-4



28-9035



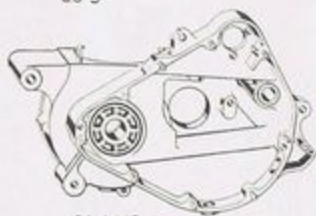
28-290



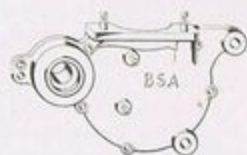
28-9036



28-31



28-9042
28-9043



28-9044
28-9045



28-9047
28-9048



K58+




27-4405



28-9050



28-39
28-44



28-42
27-4406



27-4401



M196



M196A



28-43



28-47



28-49



28-53
28-83



28-52



28-54



28-9052
28-9053



28-64
28-65



28-125



28-73



28-77



28-72



28-74



28-76



28-78



28-70



28-79



28-86



28-69



28-82



28-85

DESCRIPTION.	Part Number. Standard.	Part Number. De Luxe.	Price (each).	Number per set.
ENGINE AND GEAR UNIT—continued.				
Flywheel Cover	—	28-9282	£ 4 6	1
Kickstarter Ratchet Pinion	28-88	28-88	2 6	1
Kickstarter Ratchet Pinion Bearing	28-90	28-90	2 0	1
Kickstarter Ratchet Spring	28-93	28-93	2	1
Kickstarter Ratchet	28-92	28-92	1 6	1
Kickstarter Crank complete	28-9058	28-9058	8 0	1
Kickstarter Quadrant	28-101	28-101	2 0	1
Kickstarter Crank and Quadrant Rivet	28-104	28-104	3d. doz.	11
Kickstarter Crank Spring	27-4170	27-4170	6	1
Kickstarter Crank Spring Cover	28-106	28-106	6	1
Kickstarter Crank Spring Anchor Pin	28-108	28-108	3	1
Kickstarter Crank Pedal	28-110	28-110	1 9	1
Kickstarter Crank Pedal Axis Pin	28-112	28-112	3	1
Kickstarter Crank Pedal Plunger	28-113	28-113	4	1
Kickstarter Crank Pedal Plunger Spring	28-114	28-114	1	1
Kickstarter Crank Spindle	28-116	28-115	2 0	1
Kickstarter Crank Spindle Bush	28-117	28-128	2 0	1
Kickstarter Crank Spindle Nut	28-118	28-118	3	1
Kickstarter Crank Spindle Split-pin	28-119	28-119	2d. doz.	1
Kickstarter Crank Stop	28-120	28-120	3	1
Kickstarter Crank Stop Rubber complete	15-331	15-331	3	1
Gearshaft, complete with bush	28-9060	28-9057	10 0	1
Gearshaft Ballrace (crankcase cover)	28-133	28-133	9 6	1
Gearshaft Ballrace (gearcase cover)	28-134	28-134	8 9	1
Gearshaft Oil Retaining Washer (crankcase cover)	28-125	28-125	1	1
Gearshaft Oil Retaining Washer (gearcase cover)	28-135	—	2d. doz.	1
Gearshaft Oil Retaining Washer (gearcase cover)	28-126	28-126	1	1
Gearshaft Bush	28-132	28-132	9	1
Gearshaft Wheel (71 teeth) complete	28-9061	—	10 0	1
Gearshaft Wheel (71 teeth) complete	—	28-9095	9 0	1
Gearshaft Wheel (66 teeth)	—	28-271	6 6	1
Gearshaft Wheel (29 teeth)	28-140	28-273	6 6	1
Gearshaft Wheel (71 teeth) Bush	28-141	—	3 6	1
Gearshaft Wheel (71 teeth) Bush	—	28-142	2 6	1
Gearshaft Wheel (66 teeth) Dog Clutch	—	28-143	2 0	1
Gearshaft Dog Clutch	28-144	—	2 0	1
Gearshaft Wheel (29 teeth) Dog Clutch	—	28-147	2 6	1
Gearshaft Retaining Washer	28-146	28-146	6	1
Gearshaft Sliding Dog	28-148	—	7 0	1
Gearshaft Sliding Dog	—	28-149	8 0	1
Gearshaft Nut	28-150	28-150	6	1
Gearshaft Nut Locking Washer	28-151	28-151	1	1
Gearshaft Sprocket (16 teeth)	28-152	28-152	5 0	1
Gearshaft Sprocket Thrust Washer	28-156	28-156	9	1
Clutch Sleeve	28-158	28-158	6 0	1
Clutch Sleeve Nut	28-159	28-159	1 0	1
Clutch Case	28-162	28-162	1 0	1
Clutch Outer Driving Plate, complete with studs	28-9062	28-9062	1 6	1
Clutch Outer Driving Plate Stud Spring Washer	K197	K197	3d. doz.	4
Clutch Outer Driving Plate Stud Nut	EB113	EB113	1	4
Clutch Inner Driving Plate	28-166	28-166	1 0	1
Clutch Inner Driven Plate	28-168	28-168	9	1
Clutch Friction Disc	28-170	28-170	1 0	3
Clutch Spring Plate	28-172	28-172	9	1
Clutch Spring Cup	28-174	28-174	3	6
Clutch Spring	28-175	28-175	1	6
Clutch Actuating Cap complete	28-9065	28-9065	2 0	1
Clutch Actuating Cap Adjusting Screw, with ball	28-9067	28-9067	6	1
Clutch Actuating Cap Adjusting Screw Locknut	28-181	28-181	1	1
Clutch Operating Rod	28-183	28-183	8	1

ENGINE AND GEAR UNIT—continued.



BARNSTORMERS.CO.NZ

DESCRIPTION.	Part Number. Standard.	Part Number. De Luxe.	Price (each).	Number per set.
ENGINE AND GEAR UNIT—continued.				
Clutch Operating Lever complete	28-9090 ..	28-9090 ..	2 6 ..	1
Clutch Operating Lever Ball	$\frac{1}{8}$ " diam. ..	$\frac{1}{8}$ " diam. ..	Price on application .. 1	
Clutch Operating Lever Fulcrum Pin	25-4266 ..	25-4266 ..	2 ..	1
Clutch Operating Lever Fulcrum Pin Nut	EB102 ..	EB102 ..	1 ..	1
Clutch Cover complete	28-9079 ..	28-9079 ..	2 6 ..	1
Clutch Cover Stud	28-192 ..	28-192 ..	1 ..	2
Clutch Cover Stud Spring Washer	K197 ..	K197 ..	3d. doz. ..	2
Clutch Cover Stud Nut (front)	EB113 ..	EB113 ..	1 ..	2
Clutch Cover Stud Nut (rear)	EA80 ..	EA80 ..	2 ..	1
Clutch Cover Distance Collar	28-193 ..	28-193 ..	3 ..	1
Gear Control Shaft complete (not illustrated)	28-9068 ..	28-9069 ..	9 9 ..	1
Gear Control Shaft	28-195 ..	28-196 ..	3 6 ..	1
Gear Control Shaft Peg	K31 ..	K31 ..	9 ..	1
Gear Control Shaft Bush	28-197 ..	28-197 ..	1 6 ..	2
Gear Control Shaft Spring Washer	K51A ..	K51A ..	3d. doz. ..	1
Gear Control Shaft Nut	EA82 ..	EA82 ..	2 ..	1
Gear Control Shaft Distance Tube	28-199 ..	28-199 ..	9 ..	1
Gear Control Shaft Quadrant Plate	28-200 ..	28-202 ..	9 ..	1
Gear Control Shaft Stop Plate	28-201 ..	— ..	4 ..	1
Gear Control Operating Lever	— ..	28-198 ..	1 6 ..	1
Gear Control Plunger Bush	28-204 ..	28-204 ..	6 ..	1
Gear Control Plunger Bush Washer	— ..	EB35 ..	2 ..	1
Gear Control Plunger	28-205 ..	28-205 ..	3 ..	1
Gear Control Plunger Spring	28-206 ..	28-206 ..	1 ..	1
Gear Operating Fork	28-208 ..	28-209 ..	5 6 ..	1
Gear Control Foot Lever complete	28-9071 ..	— ..	2 6 ..	1
Gear Control Hand Lever complete	28-9075 ..	— ..	5 0 ..	1
Gear Control Operating Lever complete	— ..	28-9076 ..	9 6 ..	1
Gear Control Operating Lever Knob	K62 ..	K62 ..	1 3 ..	1
Gear Control Operating Lever Knob Peg	K62A ..	K62A ..	6d. doz. ..	1
Gear Control Gate	— ..	28-425 ..	4 6 ..	1
Gear Control Gate Bolt	— ..	EB700 ..	1/9 doz. ..	1
Gear Control Gate Bolt Washer	— ..	M550A ..	3d. doz. ..	1
Gear Control Fulcrum Pin	— ..	28-415 ..	6 ..	1
Gear Control Fulcrum Pin Washer	— ..	EB76 ..	1 ..	1
Gear Control Fulcrum Pin Packing Washer	— ..	EB76A ..	1 ..	1
Gear Control Fulcrum Pin Spring Washer	— ..	EB150 ..	6d. doz. ..	1
Gear Control Fulcrum Pin Nut	— ..	EB106 ..	2 ..	2
Gear Control Rod complete	— ..	28-9074 ..	2 6 ..	1
Gear Control Rod Toggle End (top)	— ..	24-4025 ..	1 3 ..	1
Gear Control Rod Toggle End Screw	— ..	EB72 ..	2 ..	2
Gear Control Rod Toggle End Screw Spring Washer	— ..	K197 ..	3d. doz. ..	2
Gear Control Rod Toggle End Screw Nut	— ..	EB102 ..	1 ..	2
Gear Control Rod Sleeve	— ..	K105 ..	1 0 ..	1
Gear Control Rod Locknut (right-hand thread)	— ..	K121 ..	2 ..	1
Gear Control Rod Locknut (left-hand thread)	— ..	K122 ..	2 ..	1
Magneto Driving Pinion	28-220 ..	28-221 ..	3 6 ..	1
Magneto Pinion Oil Retainer	27-557 ..	27-557 ..	10 ..	1
Magneto Pinion Oil Retainer Screw	27-564 ..	27-564 ..	1 ..	3
Magneto Shaft Felt Washer	28-222 ..	28-222 ..	1 ..	1
Magneto Strap	28-228 ..	28-228 ..	1 6 ..	1
Magneto Generator Strap	28-234 ..	28-234 ..	1 6 ..	1
Maglita Strap	28-247 ..	28-247 ..	1 6 ..	1
Magneto Strap Clip Piece (plain)	28-239 ..	28-239 ..	4 ..	1
Magneto Strap Clip Piece (tapped)	28-240 ..	28-240 ..	4 ..	1
Magneto Strap Saddle Washer	28-241 ..	28-241 ..	2 ..	1
Magneto Strap Clip Bolt	28-242 ..	28-242 ..	3 ..	1
Magneto Strap Securing Bolt	28-243 ..	28-243 ..	2 ..	2
Magneto Dowel	28-245 ..	28-245 ..	1 ..	2

ENGINE AND GEAR UNIT—continued.



BARNSTORMERS.CO.NZ

DESCRIPTION.	Part Number. Standard.	Part Number. De Luxe.	Price (each).	Number per set.
ENGINE AND GEAR UNIT—continued.				
Sparkling Plug	EA122	EA122	£ s. d. Price on application ..	1
Sparkling Plug Washer	EA32	EA32	1 ..	1
Exhaust Pipe complete	28-9082	28-9082	12 6 ..	1
Silencer complete	28-9086	28-9086	1 12 0 ..	1
Silencer Tail Pipe and Fishtail complete	28-9088	28-9088	5 0 ..	1
Silencer Tail Pipe Clip	28-265	28-265	1 0 ..	1
Silencer Tail Pipe Clip Bolt	24-8970	24-8970	3 ..	1
Silencer Tail Pipe Clip Bolt Nut	EA80	EA80	2 ..	1

If Crankcase Cover is needed the Crank and Gearcase should be sent to be properly fitted.

If Kickstarter Quadrant is needed the Kickstarter Crank should be sent to be properly fitted.

FRONT FORK AND FITTINGS.

Front Fork, with links, link bolts, spring, and steering stem complete (less ball head clip yoke) (<i>not illustrated</i>)	28-9200	—	3 5 0 ..	1
Front Fork, with links, link bolts, spring, and steering stem complete (less ball head clip yoke) (<i>not illustrated</i>)	—	28-9201	3 7 6 ..	1
Front Fork Right Side (plain)	28-9204	—	15 0 ..	1
Front Fork Right Side (plain)	—	28-9206	17 6 ..	1
Front Fork Left Side (tapped)	28-9205	28-9207	15 0 ..	1
Front Fork Top Link (plain)	28-2018	28-2018	3 3 ..	1
Front Fork Top Link (tapped)	28-2019	28-2019	3 3 ..	1
Front Fork Bottom Link (plain)	28-2024	28-2024	4 0 ..	1
Front Fork Bottom Link (tapped)	28-2025	28-2025	4 0 ..	1
Front Fork Link Bolt (top)	28-9210	28-9210	1 3 ..	1
Front Fork Link Bolt (bottom)	28-9213	28-9213	1 3 ..	1
Front Fork Link Bolt (ball head clip yoke)	28-9216	28-9216	1 0 ..	1
Front Fork Link Bolt (steering stem)	28-9219	28-9219	1 0 ..	1
Front Fork Link Bolt Nut (bottom, small)	EA80	EA80	2 ..	2
Front Fork Link Bolt Nut (top, large)	EB201	EB201	2 ..	2
Front Fork Grease Nipple	28-2080	28-2080	3 ..	5
Front Fork Grease Nipple Washer	S91	S91	2 ..	2
Front Fork Link Friction Washer	28-2046	28-2046	5 ..	2
Front Fork Link Star Washer	28-2048	28-2048	3 ..	1
Front Fork Spring complete	28-9222	28-9223	3 9 ..	1
Front Fork Spring Bolt Nut	15-734	15-734	3 ..	1
Steering Stem complete	28-9226	28-9226	7 6 ..	1
Steering Stem Bottom Crown Cup	27-5650	27-5650	1 0 ..	1
Ball Head Clip	27-5640	27-5640	2 3 ..	1
Ball Head Clip Yoke	28-2067	28-2067	14 0 ..	1
Ball Head Clip Yoke Locknut	27-5088	27-5088	1 6 ..	1
Ball Head Clip Yoke Bolt	27-5135	27-5135	3 ..	2
Ball Head Clip Yoke Bolt Nut	EB664	EB664	4 ..	2
Lamp Bracket	28-2072	28-2072	6 ..	1

FRAME AND FITTINGS.

Ball Head Lug	28-2300	28-2301	12 6 ..	1
Ball Head Lug Grease Nipple	28-2080	28-2080	3 ..	1
Ball Head Top Cup	27-5635	27-5635	1 3 ..	1
Ball Head Bottom Cup	27-5645	27-5645	1 6 ..	1

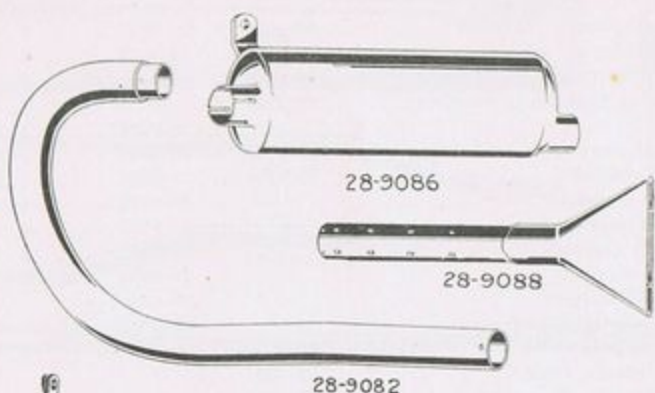
ENGINE AND GEAR UNIT—continued.
 FRONT FORK AND FITTINGS.
 FRAME AND FITTINGS.



EA.122



E.A.32



28-9086

28-9088

28-9082



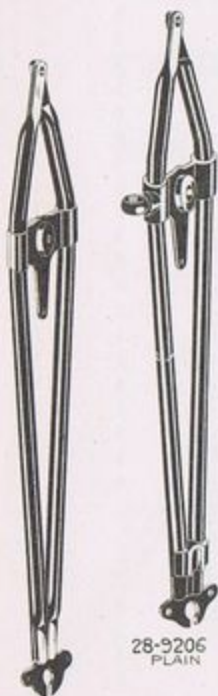
28-265



24-8970



E.A.80
E.B.201



28-9206
PLAIN


28-9204-PLAIN.
28-9205-TAPPED
28-9207-TAPPED




28-2018-PLAIN
28-2019-TAPPED



28-2024-PLAIN
28-2025-TAPPED



28-9210 5 3/8 3/8 DIA.
28-9213 5 1/8 3/8 DIA.



28-9216 4 3/8 3/8 DIA.
28-9219 3 3/8 3/8 DIA.



28-2080



S.91



28-2046



28-2048



28-9222
28-9223



15-734



27-5650



27-5640



28-2067



27-5088



27-5135



E.B.664



28-2072



28-9226



28-2300
28-2301



27-5635

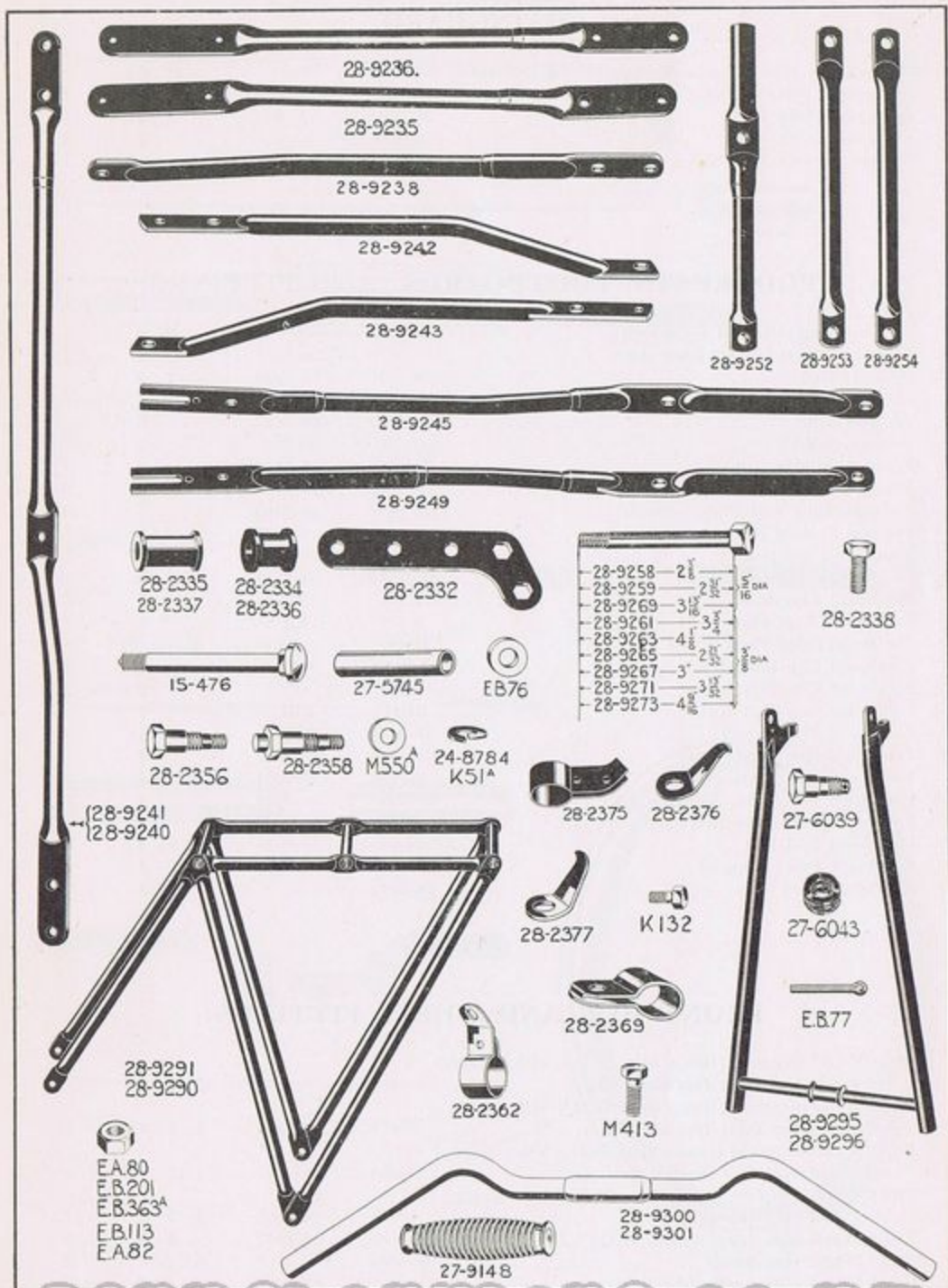


27-5645

BARNSTORMERS.CO.NZ

DESCRIPTION.	Part Number. Standard.	Part Number. De Luxe.	Price (each).	Number per set.
FRAME AND FITTINGS—continued.				
Ball Head Ball	¾" diam.	¾" diam.	£ s. d. Price on application ..	34
Front Down Tube (right-hand) complete	28-9236	28-9236	6 0	1
Front Down Tube (left-hand) complete	28-9235	28-9235	6 0	1
Top Tube and Backstay (right-hand) complete	28-9240	—	7 6	1
Top Tube and Backstay (left-hand) complete	28-9241	—	7 6	1
Top Tube complete	—	28-9238	4 0	2
Chainstay (right-hand) complete	28-9245	28-9245	7 0	1
Chainstay (left-hand) complete	28-9249	28-9249	7 0	1
Backstay (right-hand) complete	—	28-9242	4 0	1
Backstay (left-hand) complete	—	28-9243	4 0	1
Seat Tube (right-hand) complete	—	28-9253	3 6	1
Seat Tube (left-hand) complete	—	28-9254	3 6	1
Seat Tube Distance Collar (top)	—	28-2336	5	1
Seat Tube Distance Collar (bottom)	—	28-2337	7	1
Saddle Pillar Tube complete	28-9252	—	5 0	1
Saddle Pillar Tube Distance Piece	28-2334	—	5	3
Saddle Pillar Tube Distance Piece (long)	28-2335	—	7	1
Engine Plate	28-2332	28-2332	1 6	2
Ball Head and Top Tube Screw	28-2338	28-2338	2	2
Ball Head and Top Tube Bolt	28-9258	28-9258	6	1
Ball Head and Down Tube Bolt	28-9259	28-9259	6	1
Down Tube and Engine Bolt	28-9261	28-9261	6	1
Down Tube and Chainstay Bolt	28-9263	28-9263	6	1
Down Tube and Chainstay Bolt (legshields)	28-9273	28-9273	6	1
Saddle Pillar Tube Top Bolt	28-9265	—	6	1
Saddle Pillar Tube Bottom Bolt	28-9267	28-9267	6	1
Seat Tube Bolt	—	15-476	8	1
Seat Tube Bolt Tube	—	27-5745	3	1
Seat Tube Bolt Washer	—	EB76	1	1
Seat Tube Bolt Nut	—	EA82	2	1
Engine Plate Top Bolt	28-9269	28-9269	6	1
Engine Plate Bottom Bolt	28-9271	28-9271	6	1
Backstay Rear Connecting Bolt	—	28-2356	6	2
Backstay Rear Connecting Bolt (right-hand)	28-2356	—	6	1
Backstay Rear Connecting Bolt (left-hand)	28-2358	—	6	1
Frame Bolt Washer	M550A	M550A	3d. doz.	2
Frame Bolt Spring Washer (for ½ in. bolt)	24-8784	24-8784	6d. doz.	4
Frame Bolt Spring Washer (for ⅝ in. bolt)	K51A	K51A	3d. doz.	5
Frame Bolt Nut (for ½ in. bolt)	EA80	EA80	2	4
Frame Bolt Nut (for ⅝ in. bolt)	EB201	—	2	5
Frame Bolt Nut (for ¾ in. bolt)	—	EB201	2	4
Inflator Clip	—	28-2375	3	2
Inflator Top Clip	28-2376	—	3	1
Inflator Bottom Clip	28-2377	—	3	1
Exhaust Pipe Clip	28-2362	28-2362	1 0	1
Exhaust Pipe Clip Bolt	K132	K132	1	1
Exhaust Pipe Clip Bolt Nut	EB113	EB113	1	1
Silencer Chainstay Clip	28-2369	28-2369	6	1
Silencer Chainstay Clip Bolt	M413	M413	2	1
Silencer Chainstay Bolt Washer	M550A	M550A	3d. doz.	1
Silencer Chainstay Clip Bolt Nut	EA80	EA80	2	1
Carrier complete	28-9290	28-9291	1 6 0	1
Rear Stand complete	28-9295	28-9296	17 6	1
Rear Stand Connecting Bolt	27-6039	27-6039	6	2
Rear Stand Connecting Bolt Spring Washer	27-6043	27-6043	1	2
Rear Stand Connecting Bolt Nut	EB363A	EB363A	2	2
Rear Stand Connecting Bolt Split-pin	EB77	EB77	2d. doz.	2
Handlebar	28-9300	28-9301	17 6	1
Handlebar Grip	27-9148	27-9148	2/3 pair	2

FRAME AND FITTINGS—continued.



BARNSTORMERS.CO.NZ

DESCRIPTION.	Part Number. Standard.	Part Number. De Luxe.	Price (each).	Number per set.
CHAINGUARD.				
			£ s. d.	
Chainguard complete (Lucas Magneto or Mag.-Generator)	28-9365	28-9365	10 0	1
Chainguard complete (M.-L. Maglita)	28-9366	28-9366	10 0	1
Chainguard Clip	28-3612	28-3612	3	1
Chainguard Clip Bolt	K132A	K132A	1	1
Chainguard Clip Bolt Nut	EB113	EB113	1	1


FOOTRESTS, FOOTBOARDS, AND FITTINGS.

Footrests complete (<i>not illustrated</i>)	28-9280	—	9 0	1
Footrests complete (<i>not illustrated</i>)	—	28-9281	7 9	1
Footrest Rod	28-2650	28-2650	1 0	1
Footrest Distance Tube	28-2654	28-2654	6	1
Footrest Tube	28-2657	28-2657	8	2
Footrest Rubber	15-727	15-727	9	2
Footrest Rubber Tube	24-8170	24-8170	8	2
Footrest Tube End Plate (inside)	28-2663	28-2663	5	2
Footrest Tube End Plate (outside)	24-8165	24-8165	5	2
Footrest Spindle Nut	24-8050	24-8050	3	2
Footboards complete	28-9287	28-9287	18 6	1
Footboard complete	24-8115	24-8115	6 6	2
Footboard Linrubber	K274	K274	9	2
Footboard Edge Plate	K275	K275	9	4
Footboard Edge Plate Screw	B800A	B800A	3d. doz.	24
Footboard Clip Bolt (front)	EB112	EB112	2	8
Footboard Clip Bolt (rear)	M253	M253	2	4
Footboard Clip Bolt Nut	EB113	EB113	1	8
Footboard Plate (rear)	27-8176	27-8176	8	2
Footboard Rod	27-8115	27-8115	9	1
Footboard Rod Distance Tube	28-2654	28-2654	6	1
Footboard Rod Tube (right-hand)	28-2410	28-2410	6	1
Footboard Rod Tube (left-hand)	28-2657	28-2657	8	1
Footboard Rod Nut	24-8050	24-8050	3	2
Footboard Front Support	28-9289	28-9289	3 6	1
Flywheel Guard	28-2670	—	9	1

FRONT HUB AND WHEEL FITTINGS.

Front Wheel complete (19in. x 2½in. W.O.), with spindle and cones, less tyre (<i>not illustrated</i>)	28-9307	—	1 17 6	1
Front Wheel complete (19in. x 2½in. W.O.), with spindle and cones, less tyre (<i>not illustrated</i>)	—	28-9308	2 8 0	1
Front Wheel complete (19in. x 2½in. W.O.), less spindle, cones, and tyre (<i>not illustrated</i>)	28-9305	—	1 12 0	1
Front Wheel complete (19in. x 2½in. W.O.), less spindle, cones, and tyre (<i>not illustrated</i>)	—	28-9306	2 0 0	1
Front Wheel Rim (19in. x 2½in. W.O.)	28-3000	27-6981	8 0	1
Front Wheel Rim Spoke	28-3004	—	6d. doz.	32
Front Wheel Rim Spoke (short)	—	27-6986	6d. doz.	20
Front Wheel Rim Spoke (long)	—	27-7005	6d. doz.	32
Front Wheel Rim Spoke Nipple	EB271A	—	9d. doz.	32
Front Wheel Rim Spoke Nipple	—	M273	9d. doz.	40

**CHAINGUARD.
FOOTRESTS, FOOTBOARDS, AND FITTINGS.
FRONT HUB AND WHEEL FITTINGS.**




Barnstomers.co.nz

DESCRIPTION.	Part Number. Standard.	Part Number. De Luxe.	Price (each).	Number per set.
FRONT HUB AND WHEEL FITTINGS—continued.				
Front Hub, complete with cones and spindle ..	27-6940 ..	— ..	£ 17 6	1
Front Hub, complete with cones and spindle (<i>not illustrated</i>) ..	— ..	27-6943 ..	1 6 0	1
Front Hub Shell, complete with cups ..	27-6947 ..	— ..	10 0	1
Front Hub Shell, complete with cups ..	— ..	27-6949 ..	19 0	1
Front Hub Cup ..	27-6958 ..	— ..	1 6	2
Front Hub Cup (right-hand) ..	— ..	24-7055 ..	2 3	1
Front Hub Cup (left-hand) ..	— ..	27-6708 ..	1 9	1
Front Hub Cup Washer ..	27-6954 ..	— ..	1	2
Front Hub Cup Washer (right-hand) ..	— ..	24-7040 ..	1	1
Front Hub Cup Washer (left-hand) ..	— ..	27-6723 ..	1	1
Front Hub Spindle ..	27-6970 ..	— ..	1 0	1
Front Hub Spindle ..	— ..	27-6971 ..	1 3	1
Front Hub Spindle Nut ..	28-9310 ..	— ..	4	2
Front Hub Spindle Nut ..	— ..	28-9342 ..	6	2
Front Hub Spindle Locknut ..	EB171 ..	— ..	1/6 doz.	1
Front Hub Spindle Locknut ..	— ..	24-7000 ..	2	1
Front Hub Adjusting Cone ..	27-6961 ..	— ..	1 0	1
Front Hub Adjusting Cone ..	— ..	24-6990 ..	1 6	1
Front Hub Fixed Cone ..	27-6964 ..	— ..	1 0	1
Front Hub Fixed Cone ..	— ..	27-6965 ..	1 6	1
Front Hub Adjusting Cone Dust Cap ..	27-6950 ..	— ..	9	1
Front Hub Fixed Cone Dust Cap ..	27-6951 ..	— ..	9	1
Front Hub Dust Cap ..	— ..	24-6996 ..	9	1
Front Hub Felt Washer ..	27-6967 ..	— ..	2	2
Front Hub Felt Washer (right-hand) ..	— ..	27-6751 ..	2	1
Front Hub Felt Washer (left-hand) ..	— ..	27-6719 ..	2	1
Front Hub Felt Washer Retaining Cup ..	— ..	24-7045 ..	2	1
Front Hub Ball ..	1/4" diam. ..	— ..	Price on application	20
Front Hub Ball ..	— ..	1/8" diam. ..	Price on application	20
Front Hub Distance Piece ..	— ..	27-7000 ..	6	1
Front Hub Grease Nipple ..	28-2080 ..	28-2080 ..	3	1
Front Brake Shoe (right-hand) complete ..	— ..	24-7765 ..	5 3	1
Front Brake Shoe (left-hand) complete ..	— ..	24-7766 ..	5 3	1
Front Brake Shoe Lining ..	— ..	24-7775 ..	1 9	2
Front Brake Shoe Lining Rivet ..	— ..	24-7990 ..	1d. doz.	14
Front Brake Shoe Spring ..	— ..	24-7810 ..	6	2
Front Brake Cover Plate, complete with fixed fittings ..	— ..	24-7745 ..	6 0	1
Front Brake Cam ..	— ..	24-8015 ..	2 0	1
Front Brake Cam Grease Nipple ..	— ..	28-2080 ..	3	1
Front Brake Operating Lever ..	— ..	24-7800 ..	6	1
Front Brake Operating Lever Washer ..	— ..	15-431 ..	1	1
Front Brake Operating Lever Nut ..	— ..	EB171 ..	1/6 doz.	1
Front Brake Fulcrum Pin ..	— ..	24-7960 ..	8	1
Front Brake Fulcrum Pin Washer ..	— ..	24-8045 ..	2	1
Front Brake Fulcrum Pin Nut ..	— ..	24-8050 ..	3	1

REAR HUB AND WHEEL FITTINGS.

Rear Wheel complete (19in. x 24in. W.O.), with spindle and cones, less brake and tyre (<i>not illustrated</i>) ..	28-9327 ..	28-9327 ..	2 9 0	1
Rear Wheel complete (19in. x 21in. W.O.), less spindle, cones, tyre, and brake (<i>not illustrated</i>) ..	28-9329 ..	28-9329 ..	2 0 0	1

FRONT HUB AND WHEEL FITTINGS—continued.
 REAR HUB AND WHEEL FITTINGS.



27-6940



27-6947



27-6954
 27-6723
 24-7040



27-6949



27-6958



24-7055



27-6708



27-6970
 27-6971



24-7000



28-9310
 28-9342



27-6964



24-6990



27-6964



27-6965



27-6950



27-6951



24-6996



27-6967
 27-6751
 27-6719



27-7000



24-7045



24-7765, 24-7766



24-7745



24-7775



24-7990



24-7810



28-2080



24-8015



24-7800



15-431



EB171



24-7960



24-8045



24-8050

BARNSTORMERS.CO.NZ

DESCRIPTION.	Part Number. Standard.	Part Number. De Luxe.	Price (each).	Number per set.
REAR HUB AND WHEEL FITTINGS—continued.				
			£ s. d.	
Rear Wheel Rim (19in. x 2½in. W.O.) (illustrated p. 15)	27-6981	27-6981	8 0	1
Rear Wheel Rim Spoke (short) (illustrated on page 15)	27-6986	27-6986	6d. doz.	20
Rear Wheel Rim Spoke (long) (illustrated on page 15)	27-6766	27-6766	6d. doz.	20
Rear Wheel Rim Spoke Nipple	M273	M273	9d. doz.	40
Rear Hub, complete with cones and spindle (not illustrated)	27-6690	27-6690	1 7 0	1
Rear Hub Shell, complete with cups	27-6694	27-6694	1 0 0	1
Rear Hub Cup (right-hand, chain wheel end)	27-6708	27-6708	1 9	1
Rear Hub Cup (left-hand, brake end)	24-7055	24-7055	2 3	1
Rear Hub Cup Washer (right-hand)	27-6723	27-6723	1	1
Rear Hub Cup Washer (left-hand)	24-7040	24-7040	1	1
Rear Hub Spindle	27-6704	27-6704	1 6	1
Rear Hub Spindle Nut	28-9342	28-9342	6	2
Rear Hub Spindle "U"-washer (right-hand)	28-3278	28-3278	4	1
Rear Hub Spindle "U"-washer (left-hand)	28-3279	28-3279	4	1
Rear Hub Distance Piece	27-7000	27-7000	6	1
Rear Hub Fixed Cone	27-6965	27-6965	1 6	1
Rear Hub Adjusting Cone	24-6990	24-6990	1 6	1
Rear Hub Ball	½" diam.	½" diam.	Price on application .. 20	
Rear Hub Felt Washer (right-hand)	27-6719	27-6719	2	1
Rear Hub Felt Washer (left-hand)	27-6751	27-6751	2	1
Rear Hub Felt Washer Retaining Cup	24-7045	24-7045	2	1
Rear Hub Dust Cap	24-6996	24-6996	9	1
Rear Hub Adjusting Plate	27-6738	27-6738	3	2
Rear Hub Grease Nipple	28-2080	28-2080	3	1
Rear Hub Chain Wheel	28-3285	28-3285	10 6	1
Rear Hub Chain Wheel Connecting Bolt	27-6742	27-6742	2	6
Rear Hub Chain Wheel Connecting Bolt Spring Washer	24-8784	24-8784	6d. doz.	6
Rear Hub Chain Wheel Connecting Bolt Nut	EA80	EA80	2	6
Rear Brake Shoe complete	28-9339	—	5 0	2
Rear Brake Shoe (right-hand) complete	—	24-7765	5 3	1
Rear Brake Shoe (left-hand) complete	—	24-7766	5 3	1
Rear Brake Shoe Lining	24-7775	24-7775	1 9	2
Rear Brake Shoe Lining Rivet	24-7990	24-7990	1d. doz.	14
Rear Brake Shoe Spring	24-7810	24-7810	6	2
Rear Brake Cover Plate, with fixed fittings	28-9336	28-9337	7 0	1
Rear Brake Cam	28-3254	—	2 0	2
Rear Brake Cam	—	24-8015	2 0	1
Rear Brake Cam Grease Nipple	28-2080	—	3	2
Rear Brake Cam Grease Nipple	—	28-2080	3	1
Rear Brake Operating Lever (hand)	28-3271	—	6	1
Rear Brake Operating Lever (foot)	28-3268	—	6	1
Rear Brake Operating Lever complete	—	28-9341	1 0	1
Rear Brake Operating Lever Washer	15-431	—	1	2
Rear Brake Operating Lever Washer	—	15-431	1	1
Rear Brake Operating Lever Nut	EB108	—	2	2
Rear Brake Operating Lever Nut	—	EB171	1/6 doz.	1
Rear Brake Fulcrum Pin	—	24-7960	8	1
Rear Brake Fulcrum Pin Washer	—	24-8045	2	1
Rear Brake Fulcrum Pin Nut	—	24-8050	3	1
Rear Brake Anchor Clip	—	28-2323	6	1
Rear Brake Anchor Pin	—	28-2324	6	1
Rear Brake Anchor Pin Nut (inner)	—	A188	2	1
Rear Brake Anchor Pin Washer (inner)	—	M550	3d. doz.	1
Rear Brake Anchor Pin Nut (outer)	—	EB201	2	1
Rear Brake Anchor Pin Washer (outer)	—	EB76	1	1
Hand Brake Lever Swivel	28-3273	—	8	1
Hand Brake Lever Swivel Washer	EB58	—	1	1
Hand Brake Lever Swivel Nut	M263	—	1	1

REAR HUB AND WHEEL FITTINGS—continued.



27-6694



27-6708



24-7055



24-7040
27-6723



27-6704



28-9342



28-3278
28-3279



27-7000



27-6365



24-6990



28-3285



27-6719
27-6751



24-7045



24-6996



E.A.80
E.B.108
E.B.113



27-6738



27-6742



28-2080



24-8784



28-9339



24-7765, 24-7766



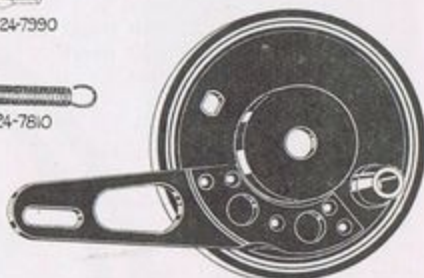
24-7775



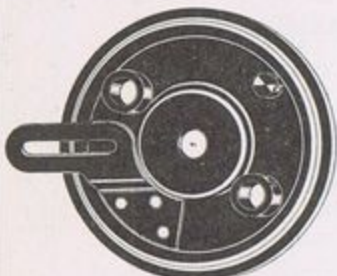
24-7990



24-7810



28-9337



28-9336



28-3254



24-8015



24-7960



24-8045



28-3271



28-9341



24-8050



28-3268



15-431



28-2323



28-2324



E.B.76



28-3273



E.B.58



E.B.171
M263



A188
E.B.201



M550^A

DESCRIPTION.	Part Number. Standard.	Part Number. De Luxe.	Price (each).	Number per set.
FRONT MUDGUARD AND FITTINGS.				
			£ s. d.	
Front Mudguard, complete with fixed fittings..	28-9343	28-9343	10 0	1
Front Mudguard Fork Bridge Bolt	EB112	EB112	2	2
Front Mudguard Fork Bridge Bolt Nut	EB113	EB113	1	2
Front Mudguard Distance Collar	28-3460	28-3460	2	2
Front Mudguard Stay	27-7158	27-7158	9	4
Front Mudguard Stay Nut	EB116	EB116	1/6 doz.	8
Front Mudguard Stay Bolt	K132A	K132A	1	4
Front Mudguard Stay Bolt Spring Washer ..	K197	K197	3d. doz.	4
Front Mudguard Stay Bolt Nut	EB102	EB102	1	4
Front Number Plate	27-7190	27-7190	1 8	1
Front Number Plate Bracket	EB666	EB666	3	2
Front Number Plate Bracket Washer	K410	K410	1	2
Front Number Plate Screw	EB673	EB673	1	2

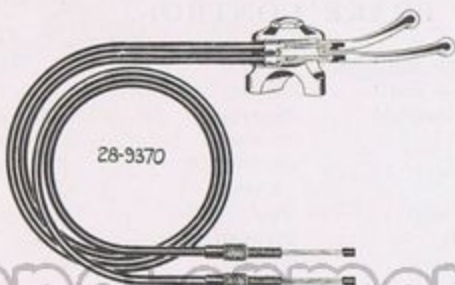



REAR MUDGUARD AND FITTINGS.

Rear Mudguard, complete with fixed fittings ..	28-9348	28-9349	12 6	1
Rear Mudguard Clip	28-3537	28-3537	3	4
Rear Mudguard Chainstay Bolt	K132A	K132A	1	2
Rear Mudguard Backstay Bolt (long)	28-3542	—	4	1
Rear Mudguard Backstay Bolt (short)	28-3543	—	4	1
Rear Mudguard Backstay Bolt	—	28-3542	4	2
Rear Mudguard Bolt Nut	EB113	EB113	1	6
Rear Mudguard Support Strip	28-3556	28-3556	1 3	1
Rear Mudguard Support Strip Bolt	15-7350	15-7350	3	1
Rear Mudguard Support Strip Bolt Nut	EB113	EB113	1	1
Rear Mudguard Distance Collar (long)	28-3540	—	3	1
Rear Mudguard Distance Collar (short)	28-3541	—	2	1
Rear Mudguard Distance Collar	—	28-3540	3	2
Rear Mudguard Carrier Clip	28-3544	28-3544	2	1
Rear Mudguard Carrier Clip Bolt	K132A	K132A	1	2
Rear Mudguard Carrier Clip Bolt Nut	EB113	EB113	1	2
Rear Mudguard Outside Stand Strip	28-3550	28-3550	1 3	1
Rear Mudguard Inside Stand Strip	28-3553	28-3553	1 1	1
Rear Mudguard Strip Bolt	K132A	K132A	1	3
Rear Mudguard Strip Bolt Nut	EB113	EB113	1	3
Rear Stand Clip Spring Bolt	15-7390	15-7390	2	1
Rear Stand Clip Spring	EB215A	EB215A	1	1
Rear Stand Clip Spring Nut	EB214A	EB214A	1/6 doz.	1
Rear Stand Clip Spring Locknut	EB116	EB116	1/6 doz.	1
Rear Number Plate	27-7361	27-7361	2 0	1
Rear Number Plate Bracket	15-7365	15-7365	3	1
Rear Number Plate Bolt (long)	K132A	K132A	1	1
Rear Number Plate Bolt (short)	M284	M284	2	1
Rear Number Plate Bolt Nut	EB113	EB113	1	2

CARBURETTER CONTROL.

Carburetter Control, complete with cables and covers.	28-9370	28-9370	10 6	1
Carburetter Control, complete less cables and covers.	28-9371	28-9371	6 0	1
Carburetter Control Cable and Cover complete (Air).	27-9586	27-9586	3 8	1
Carburetter Control Cable and Cover complete (Throttle)	27-9581	27-9581	3 8	1

FRONT MUDGUARD AND FITTINGS.
 REAR MUDGUARD AND FITTINGS.
 CARBURETTOR CONTROL.



DESCRIPTION.	Part Number. Standard.	Part Number. De Luxe.	Price (each).	Number per set.
CARBURETTER CONTROL—continued.				
			£	s. d.
Carburetter Control Cable (Air)	27-9512	27-9512	1 0	1
Carburetter Control Cable (Throttle)	27-9515	27-9515	1 0	1
Carburetter Control Cable Cover (Air)	27-9520	27-9520	2 6	1
Carburetter Control Cable Cover (Throttle)	27-9522	27-9522	2 6	1
Carburetter Control Cable Cover Cap	27-9579	27-9579	1	4
Carburetter Control Cable Nipple (control end)	15-922	15-922	1	2
Carburetter Control Cable Nipple (carburetter end)	27-9506	27-9506	1	2
Carburetter Control Body	27-9526	27-9526	3 0	1
Carburetter Throttle Lever	27-9532	27-9532	2 6	1
Carburetter Air Lever	27-9540	27-9540	2 6	1
Carburetter Top Lever Spring Washer	27-9546	27-9546	2	2
Carburetter Control Division Plate	27-9553	27-9553	5	1
Carburetter Control Cap	27-9560	27-9560	5	1
Carburetter Control Bolt	27-9567	27-9567	3	1
Carburetter Control Locking Washer	27-9590	27-9590	3	1
Carburetter Control Regulating Flange	27-9595	27-9595	6	1
Carburetter Control Bottom Spring	27-9600	27-9600	2	1
Carburetter Control Body Clip Screw	27-9572	27-9572	3	2


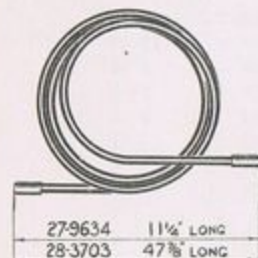

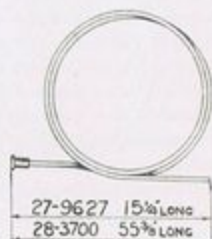
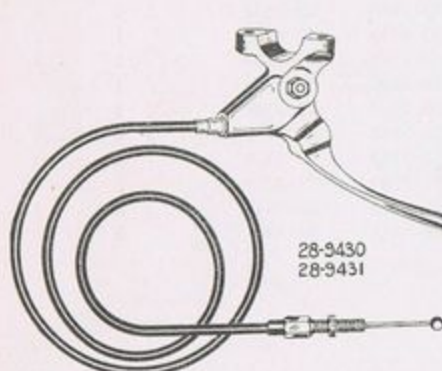
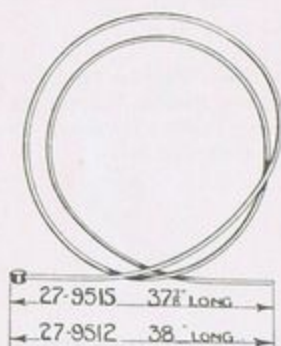
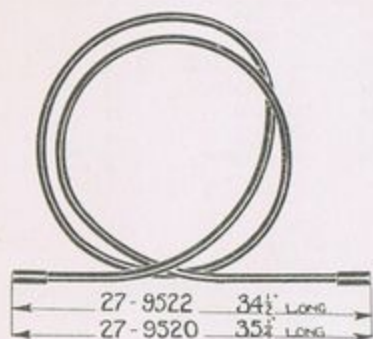
FRONT BRAKE CONTROL.

Front Brake Control, complete with cable and cover	—	28-9431	11 10	1
Front Brake Control, complete less cable and cover	—	28-9432	7 6	1
Front Brake Control Cable and Cover complete	—	27-9621	4 4	1
Front Brake Control Cable	—	27-9627	1 0	1
Front Brake Control Cable Cover	—	27-9634	2 0	1
Front Brake Control Cable Cover Cap	—	K466	1	2
Front Brake Control Cable Adjusting Screw	—	24-7833	3	1
Front Brake Control Cable Adjusting Screw Nut	—	EA111	1	1
Front Brake Control Cable Ball	—	EA128	2	1
Front Brake Control Cable Nipple	—	27-9637	1	1
Front Brake Rod Outer Sleeve	—	27-7942	1 0	1
Front Brake Rod Adjusting Sleeve	—	24-7830	1 0	1
Front Brake Rod Adjusting Sleeve Nut	—	EB116	1/6 doz.	1
Front Brake Rod Spring	—	24-7835	2	1
Front Brake Rod complete	—	24-7816	2 0	1
Front Brake Rod Toggle End Screw	—	EB72	2	1
Front Brake Rod Toggle End Spring Washer	—	K197	3d. doz.	1
Front Brake Rod Toggle End Nut	—	EB102	1	1

HAND BRAKE CONTROL.

Hand Brake Control, complete with cable and cover	28-9430	—	11 6	1
Hand Brake Control, complete less cable and cover	28-9432	—	7 6	1
Hand Brake Control Cable and Cover complete	28-9434	—	4 4	1
Hand Brake Control Cable	28-3700	—	1 0	1
Hand Brake Control Cable Cover	28-3703	—	3 0	1
Hand Brake Control Cable Cap	—	K466	1	2
Hand Brake Control Cable Nipple (bottom)	—	M467A	1	1
Hand Brake Control Cable Nipple (top)	27-9637	—	1	1
Hand Brake Control Cable Adjusting Screw	28-3710	—	3	1
Hand Brake Control Cable Adjusting Screw Nut	—	A223	1	1
Hand Brake Control Cable Clip	28-3706	—	1	1
Hand Brake Control Cable Return Spring	28-3712	—	3	1

CARBURETTOR CONTROL—continued.
 FRONT BRAKE CONTROL.
 HAND BRAKE CONTROL.



DESCRIPTION.	Part Number. Standard.	Part Number. De Luxe.	Price (each).	Number per set.
FRONT AND HAND BRAKE CONTROL.				
			£ s. d.	
Front and Hand Brake Control Lever Body	27-9645	27-9645	5 3	1
Front and Hand Brake Control Lever Stop	27-9653	27-9653	3	1
Front and Hand Brake Control Lever	27-9659	27-9659	4 6	1
Front and Hand Brake Control Lever Fulcrum Pin .. .	27-9664	27-9664	3	1
Front and Hand Brake Control Lever Fulcrum Pin Nut	27-9669	27-9669	1	1
Front and Hand Brake Control Lever Fulcrum Pin Sleeve	27-9675	27-9675	3	1
Front and Hand Brake Control Body Clip Screw .. .	27-9572	27-9572	3	2

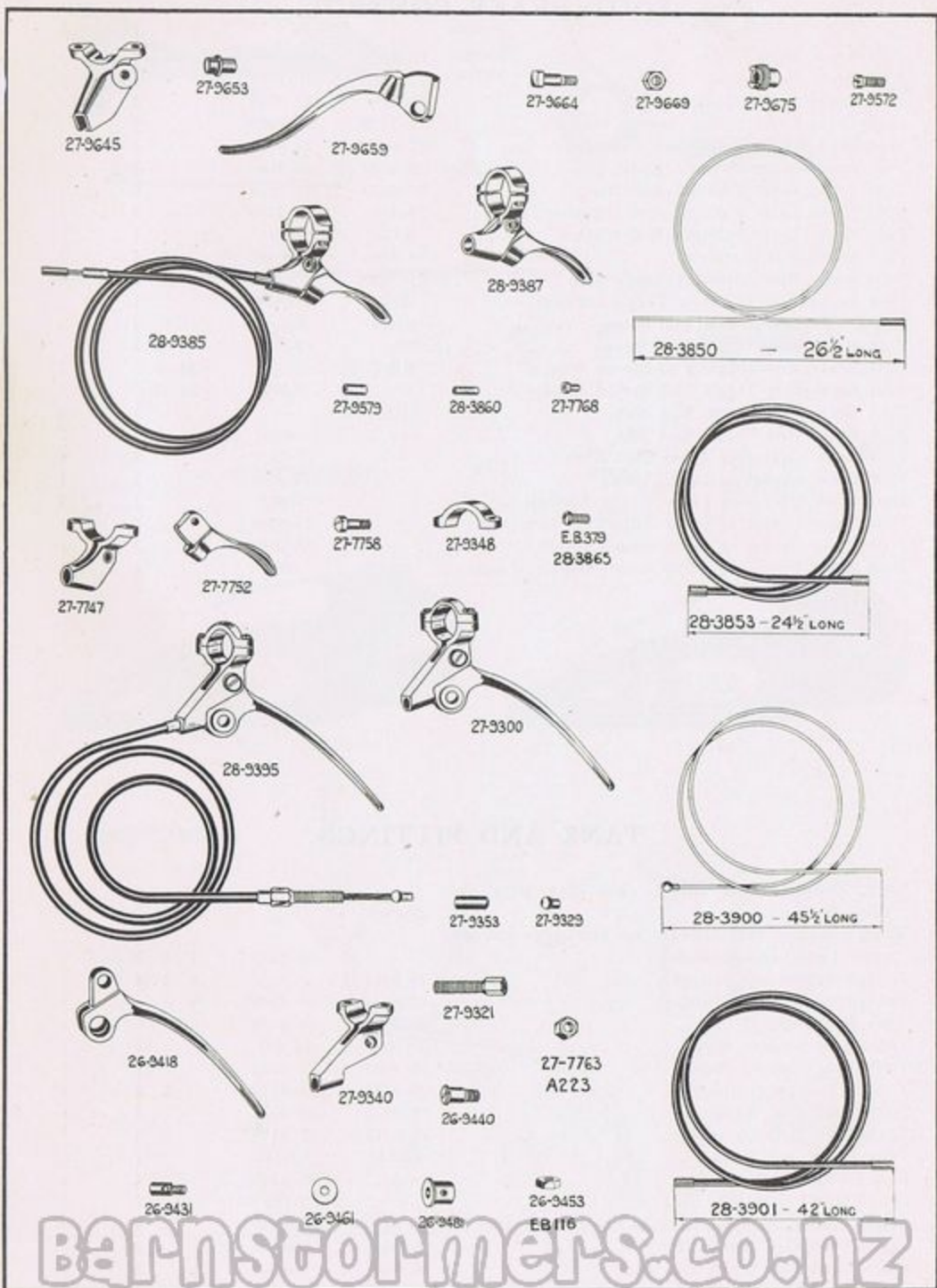
RELEASE VALVE CONTROL.

Release Valve Control, complete with cable and cover	28-9385	28-9385	9 0	1
Release Valve Control, complete less cable and cover	28-9387	28-9387	6 3	1
Release Valve Control Cable and Cover complete .. .	28-9389	28-9389	2 9	1
Release Valve Control Cable	28-3850	28-3850	9	1
Release Valve Control Cable Cover	28-3853	28-3853	2 0	1
Release Valve Control Cable Cover Cap	27-9579	27-9579	1	2
Release Valve Control Cable Nipple	27-7768	27-7768	1	1
Release Valve Control Sleeve	28-3860	28-3860	1	1
Release Valve Control Body	27-7747	27-7747	3 6	1
Release Valve Control Lever	27-7752	27-7752	3 6	1
Release Valve Control Fulcrum Screw	27-7758	27-7758	4	1
Release Valve Control Fulcrum Nut	27-7763	27-7763	2	1
Release Valve Control Body Clip	27-9348	27-9348	6	1
Release Valve Control Body Clip Screw	28-3865	28-3865	2	2

CLUTCH CONTROL.

Clutch Control, complete with cable and cover .. .	28-9395	28-9395	16 6	1
Clutch Control, complete less cable and cover .. .	27-9300	27-9300	10 6	1
Clutch Control Cable and Cover complete	28-9396	28-9396	5 10	1
Clutch Control Cable	28-3900	28-3900	1 6	1
Clutch Control Cable Cover	28-3901	28-3901	4 0	1
Clutch Control Cable Cover Cap	27-9353	27-9353	1	2
Clutch Control Cable Nipple	27-9329	27-9329	1	1
Clutch Control Cable Adjusting Screw	27-9321	27-9321	3	1
Clutch Control Cable Adjusting Screw Nut	A223	A223	1	1
Clutch Control Lever	26-9418	26-9418	4 6	1
Clutch Control Lever Body	27-9340	27-9340	5 3	1
Clutch Control Lever Fulcrum Pin	26-9440	26-9440	4	1
Clutch Control Lever Fulcrum Pin Nut	A223	A223	1	1
Clutch Control Body Clip	27-9348	27-9348	6	1
Clutch Control Body Clip Screw	EB379	EB379	1	2
Clutch Control Cable Gripping Pin	26-9431	26-9431	3	1
Clutch Control Cable Gripping Pin Washer	26-9461	26-9461	1	1
Clutch Control Cable Gripping Pin Nut	EB116	EB116	1/6 doz.	1
Clutch Control Lever Roller	26-9481	26-9481	3	1

FRONT AND HAND BRAKE CONTROL.
 RELEASE VALVE CONTROL.
 CLUTCH CONTROL.



DESCRIPTION.	Part Number. Standard.	Part Number. De Luxe.	Price. (each).	Number per set.
FOOT BRAKE CONTROL.				
			£	s. d.
Foot Brake Lever	28-9378	28-9378	3	6 .. 1
Foot Brake Lever Bush	27-7912	27-7912	6	.. 1
Foot Brake Lever Spring	28-3756	28-3756	4	.. 1
Foot Brake Lever Spring Anchor Plate	27-7923	27-7923	4	.. 1
Foot Brake Lever Stop Plate	27-8079	27-8079	4	.. 1
Foot Brake Lever Fulcrum Rod	28-3759	28-3759	6	.. 1
Foot Brake Lever Fulcrum Rod Nut	27-8059	27-8059	4	.. 2
Foot Brake Lever Fulcrum Rod Distance Tube	28-3760	28-3760	6	.. 1
Foot Brake Lever Fulcrum Rod Washer	K164	K164	1	.. 1
Foot Brake Rod complete	28-9381	28-9382	2	6 .. 1
Foot Brake Rod Adjusting Toggle End	27-7956	—	1	6 .. 1
Foot Brake Rod Adjusting Toggle Locknut	M263	—	1	.. 1
Foot Brake Rod Toggle End Screw	EB72	—	2	.. 2
Foot Brake Rod Toggle End Screw	—	EB72	2	.. 1
Foot Brake Rod Toggle End Spring Washer	K197	—	3d.	doz. .. 2
Foot Brake Rod Toggle End Spring Washer	—	K197	3d.	doz. .. 1
Foot Brake Rod Toggle End Nut	EB102	—	1	.. 2
Foot Brake Rod Toggle End Nut	—	EB102	1	.. 1
Foot Brake Operating Lever Stud Bush	—	27-7971	6	.. 1
Foot Brake Operating Lever Spring	—	24-595	3	.. 1
Foot Brake Operating Lever Spring Locknut	—	M263	1	.. 2
Foot Brake Operating Lever Adjusting Wing Nut	—	27-7982	9	.. 1
Foot Brake Operating Lever Grease Nipple	—	28-2080	3	.. 1
Foot Brake Operating Lever Grease Nipple Washer	—	S91	2	.. 1

TANK AND FITTINGS.

Tank, complete with fittings (less knee grips) (<i>not illustrated</i>)	28-9402	—	4	9 0 .. 1
Tank, complete with fittings (less knee grips and gear control gate) (<i>not illustrated</i>)	—	28-9401	4	10 0 .. 1
Tank, complete less fittings	28-9407	—	4	2 6 .. 1
Tank, complete less fittings	—	28-9406	4	3 6 .. 1
Tank Rear Support Clip	28-4030	28-4030	6	.. 1
Tank Rear Support Bolt	15-480	15-480	3	.. 1
Tank Rear Support Rubber Pad	28-4032	28-4032	1	.. 1
Tank Filler Cap complete	28-9410	28-9410	2	6 .. 1
Tank Filler Cap Washer	28-4041	28-4041	2	.. 1
Tank Petrol Tap (one-way)	27-8515	27-8515	3	0 .. 1
Tank Petrol Tap Washer	EB242	EB242	1	.. 1
Gear Control Gate Stud	—	28-430	2	.. 1
Gear Control Gate Stud Nut	—	A188	2	.. 1
Petrol Feed Pipe, complete with nipples and nuts	28-9415	28-9416	2	9 .. 1
Petrol Feed Pipe Nipple (top)	K463A	K463A	3	.. 1
Petrol Feed Pipe Union Nut (top)	K464A	K464A	3	.. 1
Petrol Feed Pipe Nipple (bottom)	15-785	15-785	3	.. 1
Petrol Feed Pipe Union Nut (bottom)	15-786	15-786	6	.. 1
Knee Grip (B.S.A. pattern)	27-9020	27-9020	1	3 .. 1

FOOT BRAKE CONTROL.
TANK AND FITTINGS.



28-9378



27-7912



28-3756



27-7923




27-8079



28-3759



27-8059



28-3760



K.164



28-9381

28-9382



EB72



K.197



EB.102




27-7956



M263



27-7971



24-595



M263



27-7982



28-2080



S91



28-9406



28-9407



28-4030



15-480



28-4032



28-940



28-4041



27-8515



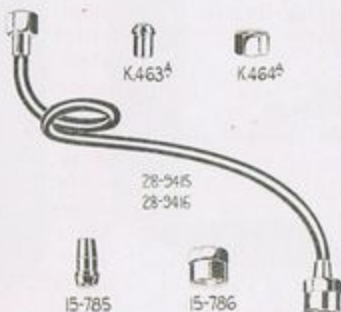
E.B.242



K.463^A



K.464^A



28-9415

28-9416



28-430



A188



15-785



15-786



27-9020

BARNSTORMERS.CO.NZ

DESCRIPTION.	Part Number. Standard.	Part Number. De Luxe.	Price (each).	Number per set.
--------------	------------------------------	-----------------------------	------------------	--------------------

TOOLS AND SUNDRIES.

			£	s.	d.	
Toolbox complete with clips (<i>not illustrated</i>)	28-9425	28-9425	8	0		1
Toolbox only	28-4250	28-4250	7	0		1
Toolbox Clip	28-4254	28-4255	3			2
Toolbox Clip Distance Strip	28-4256	—	3			2
Toolbox Inside Strip	28-4258	—	3			2
Toolbox Inside Washer	—	K410	1			2
Toolbox Clip Bolt	K132A	K132A	1			2
Toolbox Clip Bolt Nut	EB113	EB113	1			2
Toolroll, complete with tools (<i>not illustrated</i>)	28-9427	28-9427	16	0		1
Toolroll only	28-4260	28-4260	1	9		1
Sparking Plug and Clutch Nut Spanner	28-4262	28-4262	1	6		1
B.S.A. Double-ended Spanner	EB259	EB259	1	6		1
Screwdriver	EB261	EB261		9		1
Cone Spanner	M268	M268	2	3		1
Box-spanner	15-832	15-832	2	3		1
Carburettor Spanner	15-8945	15-8945	1	3		1
Grease Gun	28-4265	28-4265	6	0		1
Inflator	27-8958	27-8958	2	6		1
Hand Brake Cable Clip ($\frac{3}{4}$ in. diam.)	28-3706	—	1			1
Hand Brake Cable Clip	—	28-2380	1			1
H.T. Cable Clip	28-2380	28-2380	1			1
H.T. Cable Clip (when only fitting lighting set)	—	28-2380	1			1
Cable Clip (triple) (when only fitting lighting set) ..	—	28-3706	1			1
Transmission Chain (132 links)	28-9440	28-9440	<i>Price on application</i>			1

LEGSIELDS.

Legshield (for footboard models)	27-8250	27-8250	5	0		2
Legshield Screw	25-8141	25-8141	3d.	doz.		10
Legshield Screw Washer	EB353	EB353	3d.	doz.		10
Legshields (assembly for footrest models) (<i>not illustrated</i>)	28-9284	28-9284	12	6		1
Legshield (right-hand)	28-2401	28-2401	4	0		1
Legshield (left-hand)	28-2402	28-2402	4	0		1
Legshield Bottom Bracket (right-hand)	28-2403	28-2403	1	3		1
Legshield Bottom Bracket (left-hand)	28-2404	28-2404	1	3		1
Legshield Bottom Bracket Bolt	K132A	K132A	1			4
Legshield Bottom Bracket Bolt Spring Washer	K197	K197	3d.	doz.		4
Legshield Bottom Bracket Bolt Nut	EB113	EB113	1			4
Legshield Down Tube Bracket	28-2407	28-2407	6			1
Legshield Down Tube Bracket Clip	28-2408	28-2408	9			1
Legshield Down Tube Bracket Clip Bolt	24-6770	24-6770	2			1
Legshield Down Tube Bracket Clip Spring Washer	24-8784	24-8784	6d.	doz.		1
Legshield Down Tube Bracket Nut	EA80	EA80	2			1
Legshield Cross Tube	28-2405	28-2405	1	0		1
Legshield Cross Tube Clip	27-7385	27-7385	2			2
Legshield Cross Tube Clip Bolt	K132A	K132A	1			4
Legshield Cross Tube Clip Bolt Spring Washer	K197	K197	3d.	doz.		4
Legshield Cross Tube Clip Bolt Nut	EB113	EB113	1			4

BARNSTORMERS.CO.NZ

TOOLS AND SUNDRIES.
LEGSHIELDS.



28-4250



28-4254




28-4255



28-4256



28-4260



28-4258



K410




K132*



E8113



28-4262




E.8.259



E.8.261



M.268



15-632



15-8945



28-2380



28-3706



28-4265



27-8958



28-9440 (132 LINKS)



27-8250



25-8141



EB353



28-2402



28-2401



K132*
24-6770



K197
24-6784



E880
EB113



28-2403
28-2404




28-2407



28-2408



27-7385



28-2405

Barnstormers.co.nz

LIST OF B.S.A. STOCKISTS.

All B.S.A. Agents carry a stock of B.S.A. Spare Parts, but the following maintain in stock a comprehensive range of B.S.A. Spare Parts in accordance with a schedule drawn up by the B.S.A. Co. We advise all owners of B.S.A. machines to order their spare parts from the nearest Stockist.

<i>Town.</i>	<i>Name of Stockist.</i>	<i>Address.</i>	<i>Telephone No.</i>	<i>Telegraphic Address.</i>
Aberdeen ..	J. Dawson	39, Thistle Street ..	1272	
„ ..	D. C. Cruickshank ..	13, Rosemount Viaduct	503	
Aldershot ..	Phillips Bros.	Birchett Road and Cranmore Lane	300	Phillips, Cycles, A'shot.
Banbury ..	Trinder & Osborne ..	2 and 3, Broad Street..	146	Trinder, 146, Banbury.
Barnstaple ..	Arch. Jones	70, High Street	163	Arch. Jones, Barnstaple.
Bedford	The Imperial Cycle Co.	58, St. Loyes.	2374	
Belfast	W. J. Chambers	106, Donegall Pass ..	2263	Fastmote, Belfast.
Berwick-on Tweed	Lion Garages Ltd. ..	Lion Garage	15	
Birkenhead ..	H. J. Marston	50, Argyle Street	2213	Notsram, Birkenhead.
Birmingham	County Cycle & Motor Co. Ltd.	301, Broad Street.. ..	Midland 2670	Comocyclo, Birmingham.
„ (Aston) ..	Falcon Cycle & Motor Depot (E. Newell).	54, Lozells Road	Northern 505.	
„ (Hay Mills)	H. Bird & Sons	1045, Coventry Road ..	Victoria 651.	
„ (Rubery)	Owen's Garage	New Road	Rubery 3	Owen, Rubery, Birmingham.
„ (Small Heath)	J. J. Woodgate	Small Heath Park Motor and Cycle Depot.	Victoria 372.	
„ (Sparkhill)	A. Watkins	550 & 565, Stratford Rd.	Victoria 946.	
„ (Edgbaston)	Cranmore Bros.	5, Upper Hagley Road	Edgbaston 1396	Cranmore, Edgbaston, 1396.
Bournemouth	S. Priestley	35, Seamoor Road ..	834	Priestley, Bournemouth.
Bradford ..	C. Sidney Ltd.	142, Manningham Lane	3116	
Bridgend ..	J. Lewis	35, Caroline Street ..	76	
Bridgwater ..	Anderson & Wall ..	18, St. Mary Street ..	116	Service, Bridgwater.
Brighton ..	Bradshaws	6, Western Road, Hove	Hove 4124.	
Bristol	S. J. Fair	201, Cheltenham Road	2238	
Burnley	Wilde & Co.	181, St. James' Street	1510	
Bury	Arthur Coyle	33, Walmersley Road ..	714	
Cambridge ..	King & Harper	6 and 7, Bridge Street..	1600	Motors, C'bridge.
Canterbury ..	G. R. Barrett & Son ..	30, St. Peter's Street ..	386	Barrett Motors, Canterbury
Cardiff	J. Parsons & Co. ..	2, Albany Rd., Roath Pk.	3422	Pioneer, Cardiff.
Carlisle	W. T. Tiffen	Irishgate Brow	314	Tiffen, Irish- gate, Carlisle.

<i>Town.</i>	<i>Name of Stockist.</i>	<i>Address.</i>	<i>Telephone No.</i>	<i>Telegraphic Address.</i>
Carmarthen ..	W. Edwards & Sons ..	Towy Garage ..	82	Edwards' G'rage, Carmarthen.
Chapel-en-le-Frith.	Lomas Bros. ..	Newfield Garage ..	Whaley Bridge 100	
Chatham ..	H. G. Russell ..	Fountain Garage, High Street ..	Chatham 2609	[Lomas Bros., Chapel-en-le-Frith.
Chelmsford ..	Hadler's Garage ..	New Street ..	227	Hadler, Chelmsford
Cheltenham ..	Leslie Paynter ..	Bath Street ..	2887	Paynter's Garage, Bath St., C'ham.
Chester ..	Davies Bros. ..	34, Bridge Street ..	510	
Chesterfield ..	Cavendish Motors Ltd. ..	Stephenson Place ..	468 & 381	C'v'ndish M'trs, Chesterfield.
Colchester ..	The Motor Cycle and Light Car Depot.	119, High Street ..	171	Medcalf, Colchester.
Coventry ..	Coventry Motor Mart Ltd.	London Road ..	3200	Coventry Motor Mart.
Darlington ..	Duplex Motor & Cycle Co.	8-12, Grange Road ..	2071	Duplex, Darlington.
Derby ..	Campion Cycle Co. ..	59-61, London Road ..	696	Campion, London Rd., Derby.
" ..	Kay & Scampton ..	14, Sadlergate ..	1131	Kay, Sadlergate, Derby.
Doncaster ..	W. E. Clark & Co. ..	27 & 29, Station Road ..	176	Cars, Doncaster.
Dorchester ..	Tilley's ..	31, South Street ..	14	Motors, Dorchester.
Eastbourne ..	F. Ray & Sons Ltd. ..	47, Seaside Road ..	459	Ray's Garage, Eastbourne.
" ..	Bradshaws ..	10, Terminus Road ..	1292	
Edinburgh ..	Alexander & Co. ..	113-115, Lothian Road ..	21176	Motorcycles, Edinburgh.
" ..	Shepherd Bros. ..	26, Morrison Street ..	Central 9153.	
Egham ..	Egham Motor Co. ..	1, 2, and 157, High Street ..	131	Motor Co., Egham.
Evesham ..	Frank Morrall ..	Ivy Garage, Bengeworth ..	206	
Exeter ..	Wessex Garage Co. ..	60, Longbrook Street ..	2342	Egbert, Exeter.
Frome ..	P. Difazio ..	25, Catherine Street ..	212	Difazio, Frome
Gateshead ..	O. Carmichael & Son ..	81 & 83, High West St. ..	15	
Glasgow ..	Bell Bros. ..	223, St. George's Road ..	Douglas 258	Motobike, Glasgow.
" ..	Alexander & Co. ..	272-274, Great Western Road ..	Douglas 3880	Alexmoto, Glasgow.
" ..	Rossleigh Ltd. ..	532, Great Western Rd. ..	Western 4045	Rossleigh, Glasgow.
Gloucester ..	Boakes & Harper ..	1, Worcester Street ..	1187	Boakes, Gl'ster.
Goldthorpe (Yorks.)	A. Wigfield ..	Furlong Road ..	24	Wigfield, Goldthorpe.
Gravesend ..	Barty's Motor Works ..	78-80, New Road ..	33	Bartimoto, Gravesend.
Grimby ..	J. Plastow & Son ..	13, Osborne Street ..	2638	Plastow, 2638, Grimby.
Guildford ..	J. E. Jackson ..	97, High Street ..	345	
Halifax ..	Halifax Motor Exchange	25, Horton Street ..	1400	Perfection, Halifax.
Hampton-in-Arden	J. Pearson ..	Barston ..	Hampton-in-Arden 30	
Harrogate ..	H. Acklam ..	Strawberry Dale ..		

<i>Town.</i>	<i>Name of Stockist.</i>	<i>Address.</i>	<i>Telephone No.</i>	<i>Telegraphic Address.</i>
Hastings	F. Ray & Sons Ltd.	29-30, Havelock Road	875	Ray & Sons, Hastings.
Hawick	Milligan & Bell	7, Bridge Street	179	
Hereford	A. Kear & Co.	45, Commercial Street	1253	Kear, Hereford.
Hitchin	J. Chalkley & Son	Brand Street	44	Chalkleys, Hitchin.
Horsham	Jackson Bros.	London Road	12	
Huddersfield	Earnshaw	10, Cloth Hall Street	1232	
Hull	A. E. Brown	47½-48, Witham	Central 4162.	
Inverness	Alex. Munro	14, Falcon Square	98	Munro, Iron- monger, Inverness.
Ipswich	Revett's	Barrack Corner Garage	2822	Revett's, Motors, Ipswich.
King's Lynn	The Sandringham Cycle Works (Messrs. J. Cox & Sons).	Railway Road		Cox, Cycles, Lynn.
Kingston-on-Thames	H. Taylor & Co. Ltd.	135, London Road	1264.	
Kircaldy	Wm. Christie	11, Whytescauseway	2611.	
Launceston	J. Wooldridge & Son	Western Road	21	Wooldridge, Launceston.
Leeds	J. Armitage & Sons	York Street	23193	
"	Watson, Cairns & Co. Ltd.	Lower Briggate	23379	Watson Cairns, Briggate, Leeds.
Leicester	Campion Cycle Co.	St. Nicholas Street	3701	
"	E. W. Campion & Sons	Welford Place.		
Lincoln	West's (Lincoln) Ltd.	115, High Street	164	West's Garage, Lincoln.
Liverpool	Campion Cycle Co.	70, Renshaw Street	Royal 1589.	
"	Cundle's	24, Old Haymarket	North 1679	Seldnuc, L'pl.
"	J. Edwards & Sons	452/462, Rice Lane, Walton	Walton 106.	
London, W.1	Godfrey's Ltd.	366 and 368, Euston Rd., N.W.1.	Museum 1402	Godfrabike, London.
"	E.C.2 J. Grose Ltd.	4, Old Jewry, Cheapside	Central 0166	Jogrospur, Phone, London.
"	N.7.. J. Grose Ltd.	255-257, Holloway Rd.	North 1297.	
"	S.E.6 F. Parks & Son	5 and 6, Central Parade, Catford.	LeeGreen 2011	Mocycparts, [Catgreen, London.
"	S.E.18 Cleare & Co.	125, Woolwich High St.	Woolwich 174.	
"	S.W.11 Owen Bros.	19, Battersea Rise, Clapham Common	Battersea 1299	
"	W.C.1 Referee Cycle Co. Ltd.	332, High Holborn	Central 472	Scorcher, [Holborn, London.
"	W.12 Turner's Stores	180/2, Railway Approach, Shepherd's Bush.	Ham 2436.	
"	E.7.. Lovett's Ltd.	418, Romford Road, Forest Gate.	Grangewood 1234	Egaraco, London.
"	(Twickenham) C. A. Blay	192, Heath Road	Richmond 2103	
"	Godfreys Ltd.	228/234, London Road	Croydon 1214	Godfrabike, London.
Lowestoft	Taylor Bros.	75, London Road	510	

<i>Town.</i>	<i>Name of Stockist.</i>	<i>Address.</i>	<i>Telephone No.</i>	<i>Telegraphic Address.</i>
Luton	Dickinson & Adams Ltd.	Frederic Street and 33, New Bedford Road.	930 (2 lines)	Efficiency, Luton.
Maidstone ..	Anstey & Son	30-34, Stone Street ..	432	Anstey, 432, Maidstone.
Manchester ..	Colmore Depot	209, Deansgate	Central 4046	Coldep, Manchester.
" ..	Tom Davies	229, Deansgate	Central 536.	
" ..	W. H. Jones	415, Bury New Road, Higher Broughton.	.. Hr. B'ton 978.	
" ..	Oxford Cycle Stores ..	17, Oxford Road	Central 1805.	
" ..	Stretford Garage	1073, Chester Road, Stretford	Trafford Park 519	
Middlesbrough	Pallister, Yare & Cobb Ltd.	134, Marton Road ..	773	Payacob, Middlesbrough.
Nelson	Wilde & Co.	95 & 97, Manchester Rd.	524	
Newcastle-on-Tyne.	Kirsop, Murray & Co. Ltd.	12, Hood Street	1566	
" ..	Dene Motor Co.	Haymarket	Central 2336	Ened, (Newcastle-on-Tyne.)
Newmarket ..	H. W. Kely & Son ..	High Street	48	
Newport (Mon.)	V. T. Waite	79, Commercial Street..	2716	Wamobike, Newport (Mon.).
Northampton	P. C. Spokes	1, Henry Street	1160.	
Norton (Malton, Yorks.)	Bower's Motor Exchange	Church Street	Malton 176	Bower, Malton.
Norwich	H. Chapman	42, Duke Street	921	Chapman, Duke Street, Norwich.
Nottingham ..	Campion Depot	Carlton Street	1648	Campion Cycles, Nottingham.
Oxford	Layton Garages	New Road		Integrity, Oxford.
Perth	M. Shaw & Sons	22, Mill Street, and 137-143, High Street.	483	Shaw's Garage, Perth.
Peterborough	Burrows Bros.	57, Westgate	154	
Peterhead ..	J. Campbell & Sons ..	34½-38, St. Peter Street	172	Campbell, Peterhead.
Plymouth ..	A. E. Snell (Mrs.) ..	97 Old Town Street ..	1706	Tyres, Ply'mth.
Portsmouth ..	Suitalls	258, Commercial Road	6153	Suitalls, Com- mercial, Portsmouth.
Preston	Loxham's Garages Ltd.	Charnley Street, Fishergate.	1288	Loxhams, Preston.
Pulborough (Sussex)	Gray & Rowsell	Burygate	Bury 4 (Sussex)	
Reading	Fortescue Bros. Ltd. ..	1 and 2, West Street ..	1143	
Redhill	The Redhill Motor and Cycle Works.	50, Brighton Road ..	327	
Rhyl	Nelson's	39, Queen Street	130	Nelson's Garage, Rhyl.
Rotherham ..	Walter Wragg	27, Effingham Street	479	
St. Austell ..	S. H. Kellaway	South Street Garage ..	102	
Salisbury ..	W. Rowland & Sons ..	86-106, Castle Street ..	170	Motors, Salisbury.

<i>Town.</i>	<i>Name of Stockist.</i>	<i>Address.</i>	<i>Telephone No.</i>	<i>Telegraphic Address.</i>
Sheffield ..	Walter Wragg	Wellington Street	26098	Wragg, Sheffield, 26098.
Sherborne ..	The Sherborne Garage (Messrs. Dyer & Sheppard).	South Street	85	Dyer, Sherborne.
Shetland ..	Thomson's Garage ..	Esplanade, Lerwick		Thomson's Garage, Lerwick
Shrewsbury ..	J. C. Pickering	49, Mardon Road	2730.	
Southampton	B. B. Tebbutt	54, Commercial Road ..	4863	Tebbutt, Southampton 4863.
Southport ..	H. F. Brockbank	58, Lord Street	5054	
Southsea ..	Percy Kiln Ltd.	Elm Grove	Ports'm'th 4793	Percy Kiln, Southsea.
Stockton-on-Tees.	Stan. Jones	Bridge Road	179	
Stoke-on-Trent	J. & N. Bassett	Howard Place, Shelton.		
Stratford-on-Avon.	A. Bolland & Co. . . .	Guild Street	14	Bolland, Stratford-on-Avon.
Sunderland ..	Dunn & Jameson	100-106, Hylton Road ..	651	Motors, S'land.
Sutton-in-Ashfield.	W. Henstock	29-43, Forest Street ..	90	Henstock, 90, Sutton-in-Ashfield.
Swansea ..	I. L. Roberts	223, Oxford Street ..	Docks 2352	Ivros, Swansea.
Swindon ..	J. Easter & Sons	8-10, King Street.		
Taplow	H. E. West	Bath Road		
Taunton	W. P. Edwards	58, East Street	243	Edwards, Motorcycles, Taunton.
Thetford ..	W. & G. Lambert Ltd.	Cycle and Motor Works	17	Lambert's, Thetford.
Tonbridge ..	Chas. Baker & Co, ..	150, High Street	105	Morservice, Tonbridge.
Tunbridge Wells.	G. E. Tunbridge	2, Vale Road	416	Tunbridge Motors, Tunbridge Wells.
Warsop ..	E. Poynton	Central Garage, Market Place	21.	
Watford ..	Lloyd, Cooper & Co. ..	61, Queen's Road	600	
Wednesfield ..	Wednesfield Motor and Cycle Garage.	Wolverhampton Road ..	W'hampton 2072.	
Wellingborough	H. V. Briggs	High Street	163	Briggs, Motors, Wellingborough.
Westcliffe-on-Sea	J. Costin & Son	237, London Road	Southend 1095.	
Weymouth ..	Tilley's	The Esplanade	72	Motors, W'mth.
Windsor ..	S. A. Surplice	37 and 39, Sheet Street	200	
Workington ..	J. Wilkinson	43, Washington Street ..	166	
Yarm-on-Tees	T. B. Dobson & Sons ..	High Street	Eaglescliffe 118.	
Yeovil	The Yeovil Motor Mart	Hendford	267	Motor Mart, Yeovil
York	C. S. Russell	Lawrence Street	744	Russell, Lawrence St., York


B.S.A. Four-way Set of Spanners.

ACCURATELY machined from solid steel drop forgings, with polished cheeks, and gaps to suit 8 sizes of standard nuts, the B.S.A. Four-way Set undoubtedly presents the finest spanner proposition of to-day. The spanners have case-hardened jaws and soft shanks, features which ensure high resistance to wear and eliminate all possibility of fracture.

This handy set, comprising the standard thick spanner and one of practically double the strength, enclosed in a neat leather case, should meet all general requirements of the cyclist and motor cyclist.

The spanners each have gaps for four sizes of nuts.

**SUPERIOR FINISH.
NEAT, COMPACT AND SERVICEABLE.**



Leather Case containing:—

B.S.A. Thick Spanner, superior finish, with cheeks polished and with gaps to suit B.S.A. cycle nuts.

B.S.A. Extra Large Spanner, superior finish, cheeks polished and with gaps to suit $\frac{1}{16}$ in., $\frac{3}{16}$ in., $\frac{1}{4}$ in. and $\frac{1}{2}$ in. nuts.

A similar set is made in sizes to suit the Morris Car, price 5/-.

Price :
(Great Britain)

5/-

B.S.A. Engineer Spanner Sets.

In Wooden Boxes. Handy - Compact - Useful.



The spanners comprise the following:—

$\frac{1}{16}$ in. \times $\frac{1}{4}$ in. D.E. $\frac{1}{16}$ in. \times $\frac{3}{16}$ in. D.E.
 $\frac{1}{8}$ in. \times $\frac{1}{4}$ in. D.E. $\frac{1}{8}$ in. \times $\frac{1}{2}$ in. D.E.
 $\frac{1}{4}$ in. S.E.

EVERY Car owner, Garage proprietor or user of heavy motor vehicles, tractors, etc., needs Spanners. Here is a compact set of the five most useful sizes of the strongest spanners in the world—B.S.A. Spanners. Made from steel drop-forgings, hardened and tempered, each fits in a separate slot in a strong wooden box. Easily removed and replaced, they are always handy when wanted. B.S.A. Spanners last a lifetime.

Price (Great Britain) : 12/6.

B.S.A. PRODUCTS

include

B.S.A. Motor Cycles
B.S.A. Bicycles
B.S.A. Bicycle Fittings

B.S.A. Military, Sporting, Target and Air Rifles
B.S.A. Shot Guns

B.S.A. Production Machines
B.S.A. Twist Drills, Milling Cutters, Reamers,
Taps, Dies, Screwing Sets, Chucks, Sleeves,
Sockets and Spanners

B.S.A. Radio Sets
B.S.A. Kone Speakers and Head Phones
B.S.A.-Standard Valves

Catalogues of any of the above B.S.A.
Products sent post free on request to
B.S.A. Co. Ltd., Birmingham



BARNSTORMERS.CO.NZ

