

SPARE PARTS LIST

FOR

L.E. MODEL 149 c.c.



**VELOCE LIMITED,
YORK RD.
HALL GREEN,
BIRMINGHAM, 28.
ENGLAND.**

Telephone :
SPRINGFIELD 1145, 6/7

Telegrams :
"VELOCE, BIRMINGHAM"

Price 2/6 each

F438

INDEX

| | Page | | Page |
|----------------------------------|---------|-------------------------------------|---------|
| Accumulator | 48 | Lamp—head | 48 |
| Air Cleaner | 45 | Lamp—rear | 48 |
| Accumulator—fixing | 35 | Legshields | 44 |
| Bevel Housing | 20 | Mudguard—front | 35 |
| Bevel Drive | 20 | Number Plate—front | 35 |
| Brakes | 21 & 38 | Number Plate—rear | 35 |
| Brake Lever—rear | 21 | Oil Sump | 10 |
| Cables | 45 | Oil Pipe | 9 |
| Carburetter Assembly and Details | 29 | Oil Pump | 9 |
| Camshaft | 9 | Pannier Section | 45 |
| Clutch | 14 | Petrol Pipe | 34 |
| Clutch Housing | 14 | Pillion Seat—Pad and fixing | 48 |
| Crankcase | 5 | Pistons | 9 |
| Crankshaft | 7 | Radiator | 45 |
| Cylinders | 5 | Rear Spring Unit | 44 |
| Cylinder Heads | 5 | Reduction Gear | 18 |
| Connecting Rod | 9 | Saddle | 34 |
| Exhaust Pipe | 31 | Silencer | 31 |
| Footboards | 44 | Speedometer | 45 |
| Fork—Front | 34 | Spring—Rear Frame | 44 |
| Fork—Rear | 41 | Stand | 41 |
| Frame | 35 | Starter Lever | 19 |
| Frame Cross Member | 41 | Starter Shaft | 19 |
| Flywheel Housing | 7 | Steering Head | 31 |
| Gearbox Housing | 11 | Switch Assembly | 48 |
| Gearbox Primary Shaft | 14 | Tank—Petrol | 34 |
| Gearbox Secondary Shaft | 18 | Timing Gear | 9 |
| Gearbox Top Cover | 18 | Tools | 48 |
| Gear Lever | 19 | Universal Coupling | 18 |
| Generator Assembly and Details | 26 | Valves | 7 |
| Handlebar | 45 | Waterpipe | 45 |
| Handlebar Levers | 45 | Wheel—front | 38 |
| Horn | 48 | Wheel—rear | 21 |
| Induction Pipe | 26 | Wheel—Hub | 26 & 38 |

SPARE PARTS LIST

FOR

L.E. MODEL 149 c.c.



**VELOCE LIMITED,
YORK RD.
HALL GREEN,
BIRMINGHAM, 28.
ENGLAND.**

Telephone :
SPRINGFIELD 1145 6/7

Telegrams :
"VELOCE, BIRMINGHAM"



INTRODUCTION.

The prompt despatch of spares depends to a very large extent upon the co-operation of customers when ordering. To avoid the delay involved through orders having to be referred back for more information customers are urged to observe the following suggestions :

1. Write clearly on one side of the paper only. Keep orders separate from any requests for technical or other information (which must always be on a separate sheet) and do not omit full name and address. It is advisable to print this clearly in block capitals.
2. Give the serial letters of engine, frame and gearbox with the numbers. The numbers alone are insufficient.
3. Always give part numbers accurately. This is more important than the description of parts.

SPECIMEN ORDERS. Here is an example of a short order set out correctly :

NAME AND ADDRESS (*In block capitals*).

SUPPLY BY C.O.D. (*Or against remittance enclosed—state amount sent*).

FOR MODEL LE. ENGINE No..... FRAME No.....

Quantity 4. LE 15. Valves.
4. LE 22. Valve guides.

TELEGRAMS. For our customers' convenience a Code is given on another page for use when ordering. As an example the specimen order above is repeated in telegraph form. VELOCE, BIRMINGHAM. VELOD FOUR LE FIFTEEN. FOUR LE TWENTY-TWO. ENGINE No..... NAME AND ADDRESS

TERMS. Our terms are strictly nett cash before despatch, except in the case of our appointed Agents and Spares Stockists. Orders can be executed against remittance or Postal C.O.D. The maximum weight that can be sent by Parcels Post is 15-lbs., and there are also certain limitations as to size, so that heavy or very large consignments can be supplied on a "cash with order" basis only. The Railway C.O.D. service is not operating at present. Orders under 2/6 nett value will not be sent C.O.D., but remittances for small orders will be solicited before despatch.

All Spares Invoices will be surcharged 5 per cent. to cover postage, or carriage and packing charges—subject to a minimum surcharge of 6d.—C.O.D. fees extra. Cases or Crates used will be charged extra—the charge being recoverable from us upon receipt by us of the empty container in good condition, if returned to us within 21 days from the date of the Invoice.

PATTERNS. Should old parts be sent as patterns, clean them thoroughly before packing, and label them clearly with the name and address of sender (in block capitals). If the order is sent separately state this on the label, and mark the order with the words "Pattern (or patterns) sent under separate cover." Do not in any circumstances include Coin, Notes, Money Orders or Cheques with patterns. We do not undertake to return patterns unless specially asked to do so.

REPAIRS. All motor cycles or parts sent by rail for repair should be addressed to us and consigned to Hall Green Station, British Railways, Western Region, Carriage Paid and must be labelled with sender's name and address (or parcels should contain a note giving this information). All parts must be securely packed. Items which are liable to damage must be packed in strong wooden cases. Where goods are received insufficiently packed we supply suitable boxes which are charged extra. Complete machines should have movable equipment such as tools and inflators removed before despatch. A letter giving full instruction for repairs needed should be posted and should state date of despatch of the goods. Any machines or parts received without instructions or other means of identifying the senders will lie here at owner's risk and we shall be under no obligation in regard to them.

Attention is drawn to the fact that generally the demands upon our Repairs Department are less during the winter months than in the summer period. In consequence, we can deal with repairs more expeditiously during the winter. This should be borne in mind when contemplating overhauls.

ESTIMATES. We are pleased to give estimates for repairs needed to any machine or parts sent to us if required and in such cases we do not commence repairs until such estimates are returned accepted. Such estimates are prepared as accurately as possible, but may be subject to slight revision if, when repairs are actually in progress, it is found that additional parts are needed. In the event of an Estimate not being accepted a charge will be made for stripping and assembling. No guarantee is given with any repair if the Estimate is not accepted in full.

TERMS FOR REPAIRS. Our terms for all repairs are as for spares, but carriage and packing is charged extra in all cases. Packing cases (when invoiced) will be credited if returned in good condition within seven days from date of despatch of goods. Parts removed and replaced with new ones will be disposed of at once unless instructions are received for their return at the same time as order. In cases where Estimates are submitted the old parts will be available for inspection before the Estimate is accepted but will be disposed of on acceptance of Estimate unless instructions are received otherwise.

CONDITIONS UNDER WHICH REPAIRS ARE UNDERTAKEN. Unless appointments are made and confirmed beforehand we cannot undertake to start and complete repairs during one day. We will at any time arrange appointments on request. Whilst every reasonable care is taken, customers' machines and property are received, stored and driven at customers' sole risk and we accept no responsibility for loss or damage arising from fire, accident, theft or otherwise. Customers wishes as to delivery will be adhered to as far as is practicable, but no responsibility can be accepted for delays in the carrying out of any repairs, or for the quality of, or delays in procuring any replacements that are not of our manufacture.

When repairs are completed customers will be advised by post unless we are otherwise instructed.

HOURS OF BUSINESS.

10-30 a.m. to 12-15 p.m., and 2 p.m. to 5-0 p.m. Mondays to Fridays.

QUOTATIONS. Quotations for spares are given without obligation as to supply and prices are in all cases open for acceptance within 14 days from the date of the quotation. Every endeavour will be made to supply parts off quotations, but in the event of parts being in short supply only those available at the time of writing will be forwarded. The remaining items will be placed on our follow-on system for despatch as and when they do become available, unless otherwise stated.

CODE.

For the convenience of customers, to ensure accuracy, and to save cost of telegraphing, we draw your attention to the following Code Words and their meanings :—

| | | |
|-------------------|-------|---|
| VEL | | Despatch immediately per passenger train to address below. |
| VELAIR | .. | Despatch immediately per Air. |
| VELO | .. | Despatch immediately per passenger train to station to be called for. |
| VELOD | .. | Despatch C.O.D. |
| VELOR | .. | Despatch immediately per parcels post. |
| VELOX 1715 | | Expedite delivery of our Order No. 1715. |
| VELOC | .. | Send immediately by goods train to address below. |
| VELORIS | .. | Send immediately by goods train to station to be called for. |
| VELORUM | .. | Send immediately by registered post. |

We strongly advise the use of above Code Words when telegraphing.

When remittance is sent by Telegraphic Money Order, unless NAME and ADDRESS are given in the space provided for a Private Message, the Post Office will not give this information in the Telegram.

PROPRIETARY ARTICLES.

CUSTOMERS ARE REQUESTED TO DEAL DIRECT WITH THE MANUFACTURERS OF PROPRIETARY ARTICLES FOR ANY TECHNICAL INFORMATION OR CLAIMS UNDER GUARANTEE. OVERSEAS OWNERS SHOULD OBTAIN THE ABOVE INFORMATION EITHER FROM THE VELOCETTE AGENT OR THE PROPRIETARY MANUFACTURER'S REPRESENTATIVE IN THEIR TERRITORY.

For our Customers' convenience we give the addresses of our suppliers below :—

CARBURETTER EQUIPMENT :—

Amal Ltd., Holford Works, Perry Barr, Birmingham, 20.

LAMPS AND SWITCHES :—

H. Miller & Co., Aston Brook Street, Birmingham.

GENERATOR :—

B.T.H. Co. Ltd., Alma Street, Coventry.

SPARKING PLUGS :—

K.L.G. Sparking Plugs Ltd., Robinhood Eng. Works, Putney Vale, London, S.W.15.

Lodge Plugs Ltd., Rugby.

Champion Sparking Plugs, Feltham, Middlesex.

ELECTRIC HORNS :—

Clear Hooters Ltd., Lombard Street, Birmingham.

TYRES :—

Dunlop Rubber Co. Ltd., Fort Dunlop, Birmingham.

Goodyear Tyre Co., Bushbury, Wolverhampton.

BATTERIES :—

Chloride Electrical Storage Co., Dale End, Birmingham.

Varley Dry Accumulators Ltd., By-Pass Road, Barking, Essex.

J. Lucas Ltd., Gt. King Street, Birmingham.

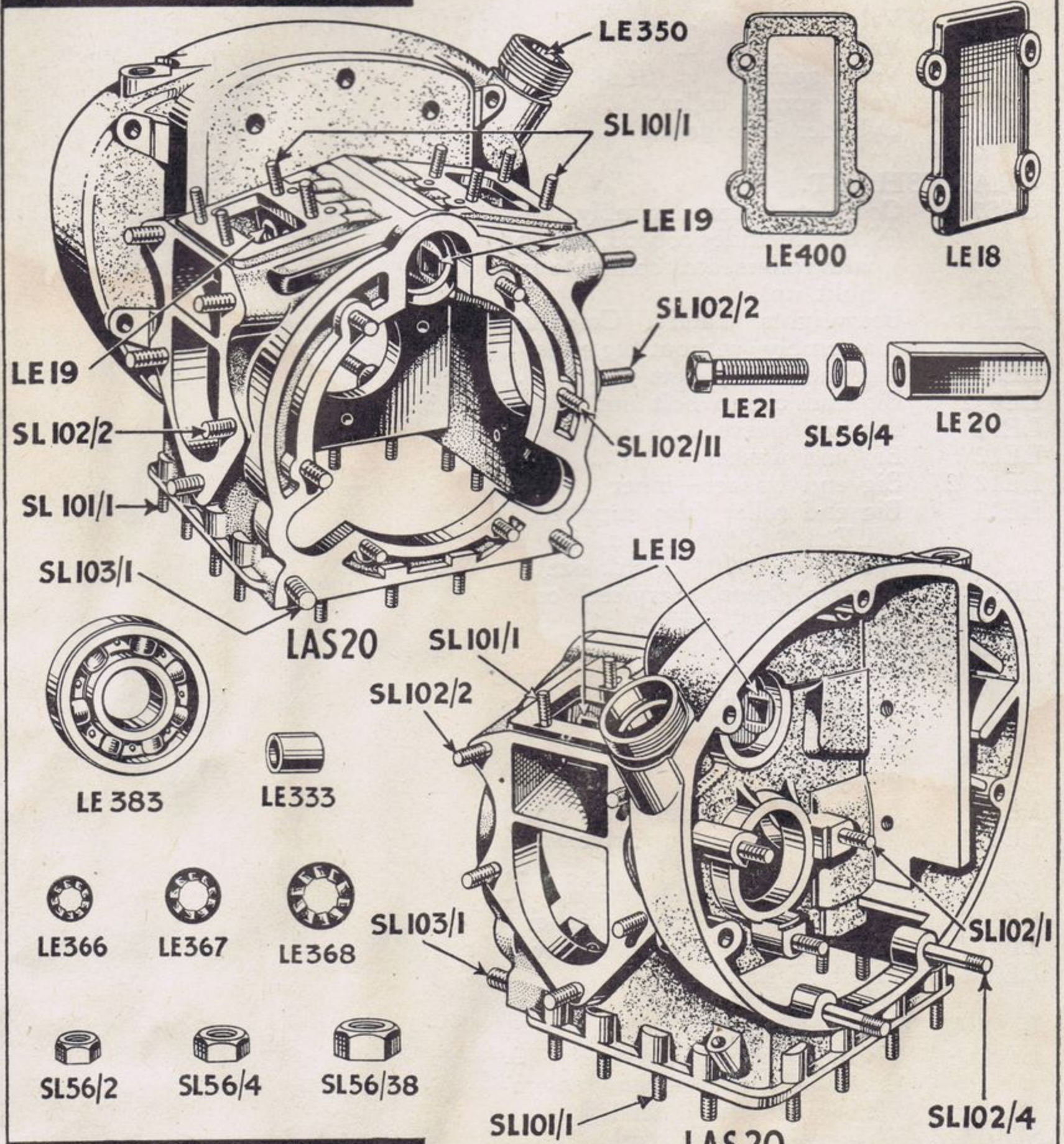
SPEEDOMETERS :—

S. Smith & Sons (M.A.) Ltd., Cricklewood Works, Cricklewood, London, N.W.12.

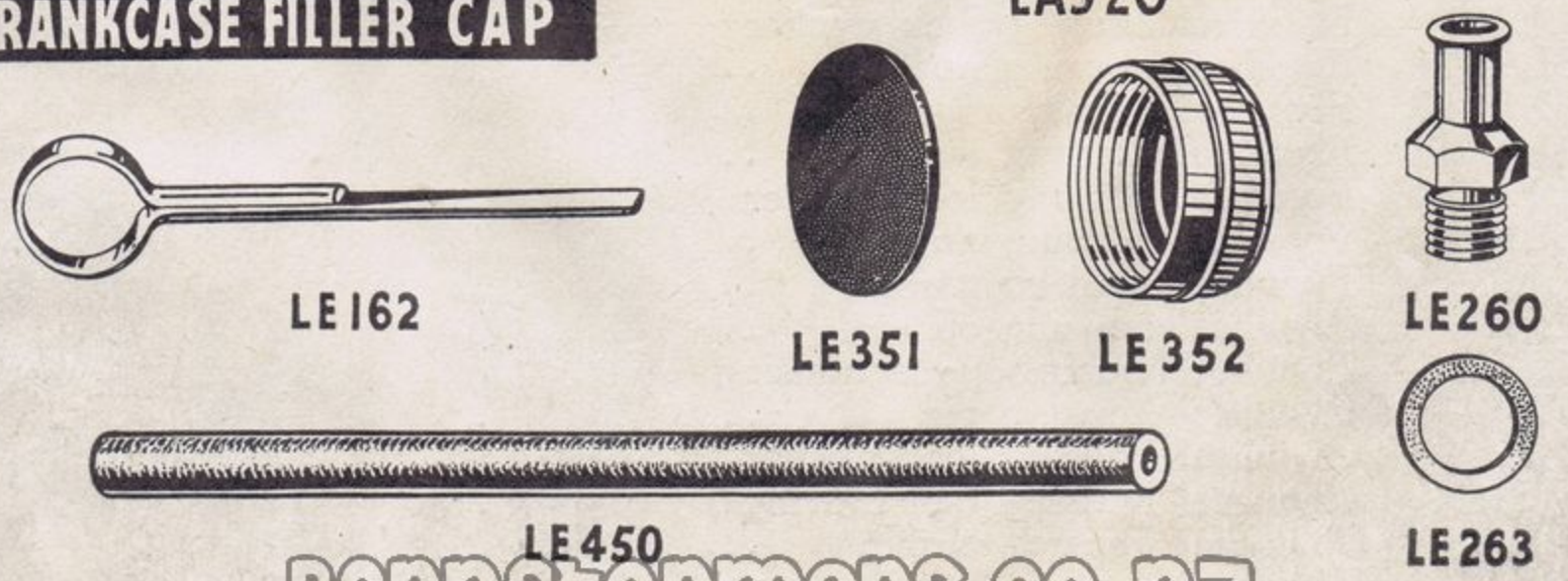
| Part No. | Description. | Qty. | Illus. Page No. | Price Each. |
|--------------------------------------|---|------|-----------------|--------------|
| | | | | £ s. d. |
| CRANKCASE. | | | | |
| LAS20 | Crankcase assembly (N.B. Includes all studs, dowels, tappet guides and oil filler neck) | 1 | 6 | 4 11 0 |
| LE19 | Tappet guide | 4 | " | 8 |
| LE350 | Oil filler neck | 1 | " | 4 6 |
| SL102/11 | Crankcase stud | 6 | " | 3 |
| LE367 | Crankcase stud lockwasher .. | 6 | " | 2 (1/1 doz.) |
| SL56/4 | Crankcase stud nut | 6 | " | 2 (1/1 doz.) |
| SL101/1 | Crankcase stud | 24 | " | 4 |
| LE366 | Crankcase stud lockwasher .. | 24 | " | 2 (1/1 doz.) |
| SL56/2 | Crankcase stud nut | 24 | " | 2 (1/1 doz.) |
| SL102/2 | Crankcase stud | 10 | " | 4 |
| LE367 | Crankcase stud lockwasher .. | 10 | " | 2 (1/1 doz.) |
| SL56/4 | Crankcase stud nut | 10 | " | 2 (1/1 doz.) |
| SL102/1 | Crankcase stud | 3 | " | 3 |
| LE367 | Crankcase stud lockwasher .. | 3 | " | 2 (1/1 doz.) |
| SL56/4 | Crankcase stud nut | 3 | " | 2 (1/1 doz.) |
| SL102/4 | Crankcase stud | 2 | " | 5 |
| LE367 | Crankcase stud lockwasher .. | 2 | " | 2 (1/1 doz.) |
| SL56/4 | Crankcase stud nut | 2 | " | 2 (1/1 doz.) |
| SL103/1 | Crankcase stud | 2 | " | 4 |
| LE368 | Crankcase stud lockwasher .. | 2 | " | 2 (1/1 doz.) |
| SL56/38 | Crankcase stud nut | 2 | " | 2 (1/1 doz.) |
| LE383 | Crankcase ball bearing | 1 | " | 12 10 |
| LE20 | Tappet | 4 | " | 3 9 |
| LE21 | Tappet adjuster | 4 | " | 1 6 |
| SL56/4 | Tappet adjuster nut | 4 | " | 2 (1/1 doz.) |
| LE18 | Tappet cover | 2 | " | 1 0 |
| LE400 | Tappet cover gasket | 2 | " | 2 |
| LE352 | Crankcase filler cap | 1 | " | 2 0 |
| LE351 | Crankcase filler cap gasket .. | 1 | " | 4 |
| LE162 | Crankcase oil dipstick | 1 | " | 1 0 |
| | (* Used up to Engine No. only). (From Engine No. use dipstick No. LAS98.) | | | 1 9 |
| LE450 | Crankcase breather pipe | 1 | " | 1 6 |
| LE260 | Crankcase breather pipe union | 1 | " | 2 6 |
| LE263 | Crankcase breather pipe union gasket | 1 | " | 1 |
| CYLINDERS AND CYLINDER HEADS. | | | | |
| LE14 | Cylinder head | 2 | 8 | 13 0 |
| LE113 | Cylinder head gasket | 2 | " | 1 2 |
| B38 | Cylinder head drain plug | 2 | " | 6 |
| A37 | Cylinder head drain plug gasket | 2 | " | 2 (1/1 doz.) |
| LAS119 | Sparking plug | 2 | " | 5 0 |
| LAS120 | Sparking plug cover | 2 | " | 2 0 |
| LAS15 | Cylinder assembly L.H. | 1 | " | 2 2 6 |
| LAS16 | Cylinder assembly R.H. | 1 | " | 2 2 6 |
| LE22 | Cylinder valve guide | 4 | " | 1 9 |
| LE24 | Cylinder water nozzle | 4 | " | 7 |
| SL101/1 | Cylinder stud | 8 | " | 4 |
| LE366 | Cylinder stud lock washer | 8 | " | 2 (1/1 doz.) |
| SL56/2 | Cylinder stud nut | 8 | " | 2 (1/1 doz.) |
| SL102/5 | Cylinder stud | 12 | " | 4 |
| SL6/36 | Cylinder stud lockwasher | 12 | " | 2 (1/1 doz.) |
| SL56/4 | Cylinder stud nut | 12 | " | 2 (1/1 doz.) |

All Prices surcharged 5% to cover Postage and Packing. Minimum Charge 6d.

CRANKCASE ASSEMBLY



CRANKCASE FILLER CAP



BARNSTORMERS.CO.NZ

Illustrations by H. E. SMITH, 20, Regent Place, Birmingham, 1.

| Part No. | Description. | Qty. | Illus. Page No. | Price Each. |
|--|--|------|-----------------|---------------|
| Cylinders and Cylinder Heads—Continued. | | | | £ s. d. |
| LE16 | Valve cotter | 4 | 8 | 6 |
| LE15 | Valve | 4 | „ | 4 9 |
| LE36 | Valve spring | 4 | „ | 6 |
| LE17 | Valve spring collar | 4 | „ | 7 |
| LE389 | Cylinder base gasket | 2 | „ | 2 |
| CRANKSHAFT. | | | | |
| LAS7 | Complete crank assembly .. (N.B. Includes conrod, big end with rollers, etc., complete and built up). | 1 | | 5 17 0 |
| LAS14 | Bobweights and Crankdisc assembly (without big ends) | 1 | 8 | 3 16 6 |
| LE8 | Big end clamp bolt | 2 | 10 | 3 |
| LE9/2 | Big end clamp bolt nut | 2 | „ | 3 |
| LE11 | Big end sleeve | 2 | „ | 3 0 |
| LE12 | Big end washer | 2 | „ | 1 9 |
| LE12/2 | Big end washer—inner | 2 | — | 1 9 |
| LE13 | Big end roller (also supplied LE13/5 .0005 O/std. size LE13/6 .0004 O/std. size) | 56 | 10 | 5 0 set of 56 |
| LE53 | Timing Pinion (Serviced only with LE54 gear) | 1 | 8 | 7 0 |
| LE55/2 | Pinion (N.B. To be serviced only together with LAS 12/2, its mating gear) | 1 | „ | 9 9 |
| LE341 | Pinion tab washer | 1 | „ | 1 |
| LE29 | Pinion lock ring | 1 | „ | 2 2 |
| LE33 | Flywheel shaft pump drive worm | 1 | „ | 8 6 |
| LE414 | Flywheel shaft pump drive worm key | 1 | „ | 2 |
| LE384 | Flywheel shaft ball bearing | 1 | „ | 8 6 |
| LE349 | Flywheel shaft dished washer | 2 | „ | 1 |
| LE413 | Flywheel shaft generator key | 1 | „ | 4 |
| LE347 | Flywheel shaft nut | 1 | „ | 4 |
| FLYWHEEL HOUSING. | | | | |
| LAS17 | Flywheel housing assembly .. (N.B. Flywheel housing assembly includes all studs) | 1 | 10 | 1 5 6 |
| SL103/2 | Flywheel housing stud | 1 | „ | 5 |
| LE368 | Flywheel housing lock washer | 1 | „ | 2 (1/1 doz.) |
| SL56/38 | Flywheel housing nut | 1 | „ | 2 (1/1 doz.) |
| SL101/3 | Flywheel housing stud | 4 | „ | 7 |
| SL6/25 | Flywheel housing washer | 4 | „ | 2 (1/1 doz.) |
| LE366 | Flywheel housing lock washer | 4 | „ | 2 (1/1 doz.) |
| SL56/2 | Flywheel housing nut | 8 | „ | 2 (1/1 doz.) |
| LE339 | Flywheel housing gasket | 1 | „ | 2 |
| LE335/2 | Flywheel housing oil seal | 1 | „ | 2 0 |
| LE101 | Flywheel housing oil seal housing | 1 | „ | 3 |
| SL107/1 | Flywheel housing pin | 3 | „ | 8 |
| LE366 | Flywheel housing lock washer | 3 | „ | 2 (1/1 doz.) |
| LE383 | Flywheel housing ball bearing | 1 | „ | 12 10 |
| LE395 | Flywheel housing circlip | 1 | „ | 1 3 |
| LE348 | Flywheel | 1 | „ | 1 6 6 |
| LE493 | Oil Seal Housing Gasket | 1 | „ | 1 |

All Prices surcharged 5% to cover Postage and Packing. Minimum Charge 6d.

CYLINDER HEAD



LE 14



LE 113



B 38



A 37

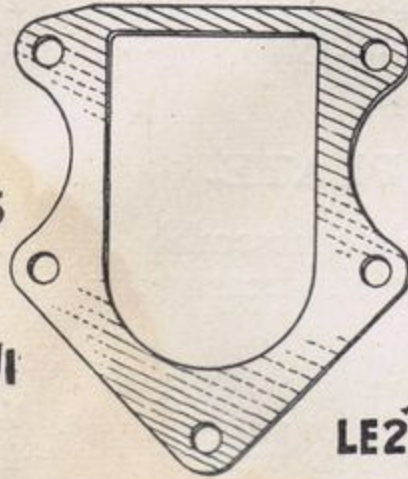
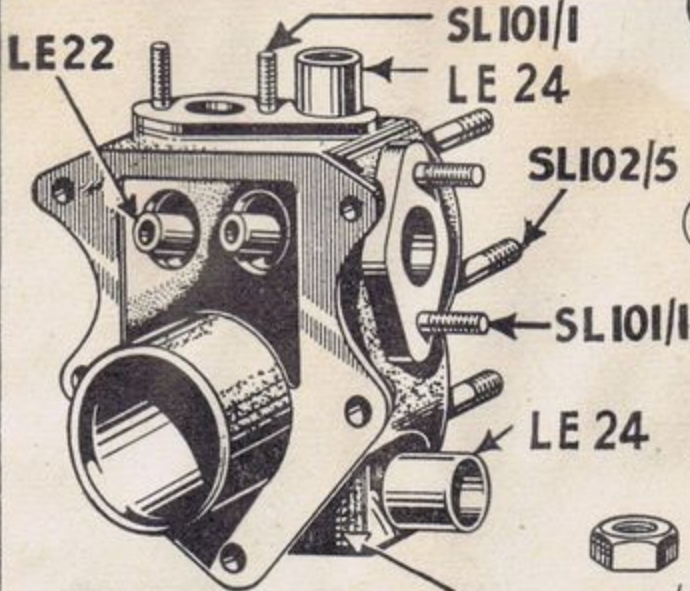


LAS 119
(10mm)

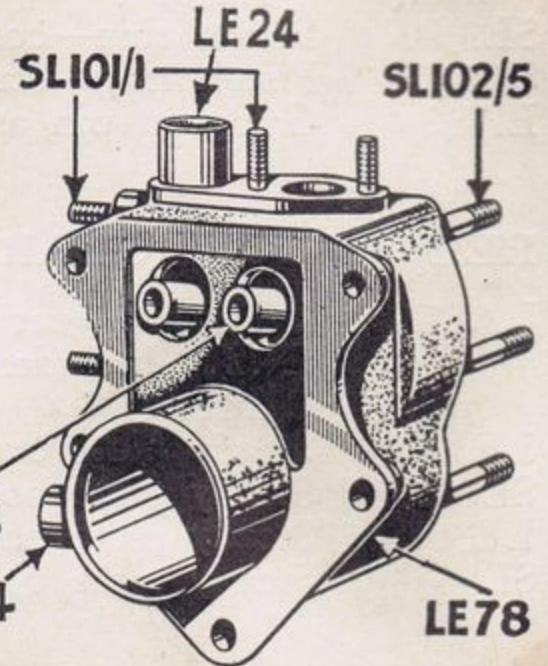


LAS 120

CYLINDER ASSEMBLY



LE 389



LAS 16

LAS 15 LE 77



SL 56/4



SL 6/36



LE 366



SL 56/2



LE 17




LE 16



LE 36



LE 15



LE 22

CRANKSHAFT




LE 341



LE 55/2



LE 33



LAS 14



LE 413



LE 349




LE 347



LE 53



LE 29



LE 414

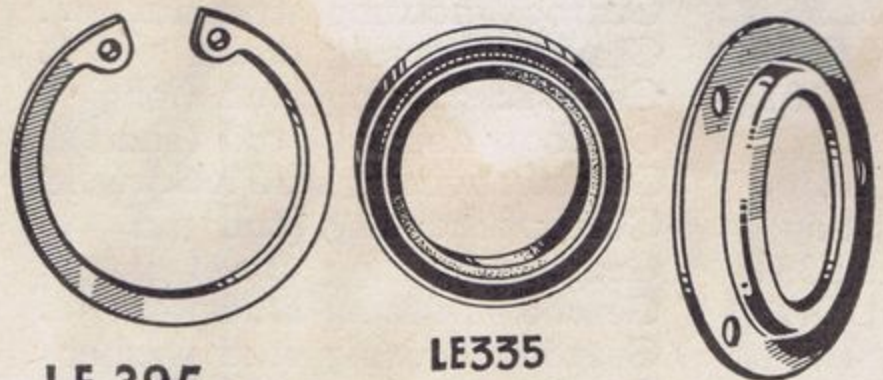

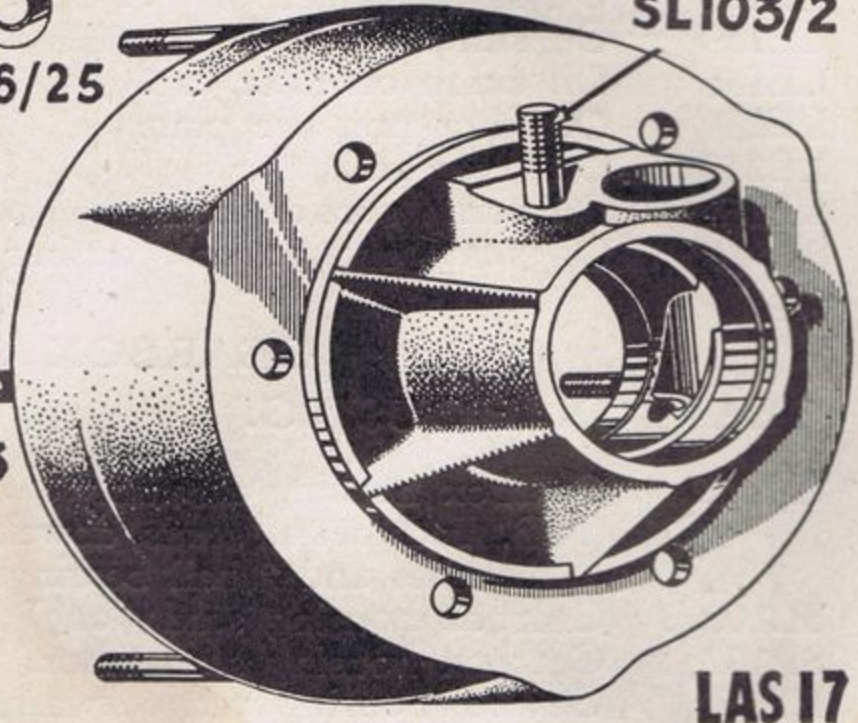
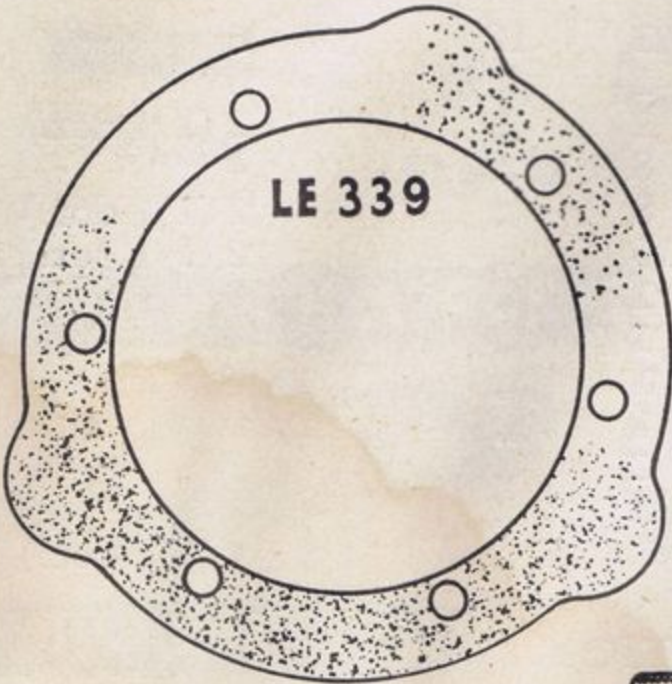
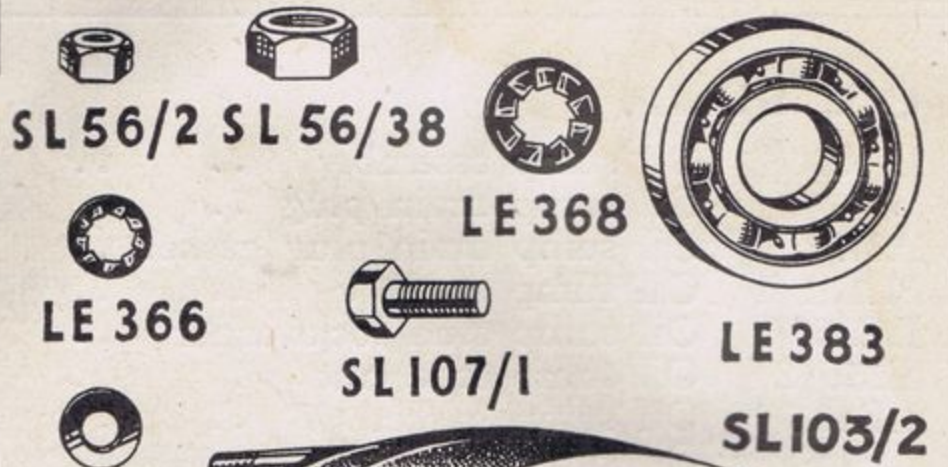


LE 384


| Part No. | Description. | Qty. | Illus. Page No. | Price Each. |
|------------------------------|--|------|-----------------|--------------|
| | | | | £ s. d. |
| CONNECTING ROD. | | | | |
| LAS6 | Connecting rod assembly .. (N.B. Connecting rod assembly includes little end bush) .. | 2 | 10 | 13 3 |
| PISTON. | | | | |
| LAS1 | Piston assembly (N.B. Includes gudgeon pin and rings) | 2 | 10 | 1 0 0 |
| SL3/43 | Piston ring—compression .. | 4 | " | 1 11 |
| SL3/44 | Piston ring—scraper | 2 | " | 2 9 |
| LAS2 | Gudgeon pin assembly .. | 2 | " | 4 7 |
| REDUCTION GEAR PLATE. | | | | |
| LAS77 | Reduction gear plate assembly (N.B. Includes plain bearings, fitted) | 1 | 12 | 18 9 |
| LE333 | Steady plate dowel | 1 | " | 4 |
| SL108/3 | Steady plate bolt | 2 | " | 2 |
| LE367 | Steady plate bolt lock washer | 2 | " | 2 (1/1 doz.) |
| SL56/4 | Steady plate bolt nut | 2 | " | 2 (1/1 doz.) |
| CAMSHAFT. | | | | |
| LE112 | Camshaft | 1 | 12 | 1 18 0 |
| LE343 | Camshaft key | 1 | " | 2 |
| LE340 | Camshaft thrust pad | 1 | " | 6 |
| LE385 | Camshaft ball bearing .. | 2 | " | 7 1 |
| LE54 | Timing gear (supplied only with LE53 pinion) | 1 | " | 16 0 |
| OIL PIPE. | | | | |
| LAS76 | Oil pipe assembly | 1 | 12 | 3 0 |
| LE329 | Oil pipe banjo hollow bolt .. | 2 | " | 1 4 |
| LE328 | Oil pipe banjo washer .. | 4 | " | 1 |
| LE201 | Oil pipe clip | 1 | " | 2 |
| OIL PUMP. | | | | |
| LAS19 | Oil pump assembly | 1 | 12 | 2 0 0 |
| LE80 | Oil pump housing | 1 | " | 10 6 |
| LE164 | Oil pump cover | 1 | " | 7 0 |
| LE32 | Oil pump drive gear | 1 | " | 4 9 |
| LE34 | Oil pump gear on shaft .. | 1 | " | 6 3 |
| LE35 | Oil pump driven gear .. | 1 | " | 3 3 |
| LE163 | Oil pump idler spindle .. | 1 | " | 10 |
| LE25 | Oil pump oil jet | 1 | " | 10 |
| SL108/3 | Oil pump bolt | 2 | " | 2 |
| LE367 | Oil pump bolt lock washer .. | 2 | " | 2 (1/1 doz.) |
| SL56/4 | Oil pump bolt nut | 2 | " | 2 (1/1 doz.) |

All Prices surcharged 5% to cover Postage and Packing. Minimum Charge 6d.

FLYWHEEL HOUSING ASSEMBLY



CONNECTING ROD ASSEMBLY



PISTON ASSEMBLY



| Part No. | Description. | Qty. | Illus. Page No. | Price Each. |
|------------------|-------------------------------|------|-----------------|---------------|
| | | | | £ s. d. |
| OIL SUMP. | | | | |
| LAS36 | Oil sump assembly | 1 | 12 | 16 6 |
| B38 | Oil sump drain plug | 1 | " | 6 |
| A37 | Oil sump drain plug gasket .. | 1 | " | 2 (1 /1 doz.) |
| SL101 /1 | Oil sump stud | 8 | " | 4 |
| LE366 | Oil sump stud lockwasher .. | 8 | " | 2 (1 /1 doz.) |
| SL56 /2 | Oil sump stud nut | 16 | " | 2 (1 /1 doz.) |
| LE401 | Oil sump gasket | 1 | " | 10 |
| LE159 | Oil sump oil filter | 1 | " | 3 0 |
| LE158 | Oil sump oil filter cap | 1 | " | 1 6 |
| LE130 | Oil filter pressure plate .. | 1 | " | 2 0 |
| LE240 | Oil filter gasket | 2 | " | 3 |
| LE161 | Oil sump suction bolt | 1 | " | 8 |
| SL6 /40 | Oil sump suction bolt washer | 1 | " | 2 (1 /1 doz.) |

GEARBOX SECTION.

GEARBOX HOUSING.

| | | | | |
|----------|---|----|----|---------------|
| LAS22 | Gearbox housing assembly .. (N.B. Includes all studs, dowels, 2 bushes and 2 ball bearings) | 1 | 13 | 4 7 0 |
| SL102 /3 | Gearbox housing stud (long) | 2 | " | 5 |
| SL102 /1 | Gearbox housing stud (short) | 3 | " | 3 |
| LE367 | Gearbox housing stud lockwasher | 5 | " | 2 (1 /1 doz.) |
| SL56 /4 | Gearbox housing stud nut .. | 5 | " | 2 (1 /1 doz.) |
| LE333 | Gearbox housing dowel .. | 2 | " | 4 |
| SL101 /4 | Gearbox housing stud (long) | 2 | " | 4 |
| SL101 /2 | Gearbox housing stud (short) | 12 | " | 4 |
| LE366 | Gearbox housing stud lockwasher | 14 | " | 2 (1 /1 doz.) |
| SL56 /2 | Gearbox housing stud nut .. | 14 | " | 2 (1 /1 doz.) |
| LE334 | Gearbox housing dowel .. | 2 | " | 3 |
| LE473 | Gearbox housing stud .. | 7 | " | 8 |
| SL6 /40 | Gearbox housing stud washer | 7 | " | 2 (1 /1 doz.) |
| LE368 | Gearbox housing stud lockwasher | 7 | " | 2 (1 /1 doz.) |
| SL56 /38 | Gearbox housing stud nut .. | 7 | " | 2 (1 /1 doz.) |
| SL102 /1 | Gearbox housing stud .. | 3 | " | 3 |
| LE367 | Gearbox housing stud lockwasher | 3 | " | 2 (1 /1 doz.) |
| SL56 /4 | Gearbox housing stud nut .. | 3 | " | 2 (1 /1 doz.) |
| SL102 /8 | Gearbox housing stud (long) | 1 | " | 9 |
| SL102 /9 | Gearbox housing stud (medium) | 2 | " | 8 |
| SL102 /7 | Gearbox housing stud (short) | 2 | " | 7 |
| LE367 | Gearbox housing stud lockwasher | 5 | " | 2 (1 /1 doz.) |
| SL56 /4 | Gearbox housing stud nut .. | 5 | " | 2 (1 /1 doz.) |
| LE333 | Gearbox housing dowel .. | 2 | " | 4 |
| BK40 | Gearbox housing filler plug .. | 1 | " | 1 1 |
| LE75 | Gearbox housing filler plug gasket | 1 | " | 1 |
| B38 | Gearbox housing drain plug .. | 1 | " | 6 |
| A37 | Gearbox housing drain plug gasket | 1 | " | 2 (1 /1 doz.) |
| LE270 | Gearbox housing bearing (phos. bronze) | 1 | " | 4 6 |
| LE374 | Gearbox housing bush .. | 2 | " | 4 |
| LE385 | Gearbox housing ball bearing | 2 | " | 7 1 |
| LE398 | Gearbox housing cork washer | 1 | " | 1 |

All Prices surcharged 5% to cover Postage and Packing. Minimum Charge 6d.

BARNSTONERS.CO.UK

REDUCTION GEAR PLATE ASSEMBLY



SL108/3



SL56/4




LE367



LE333

LAS77



CAM SHAFT



LE112



LE54



LE340



LE385

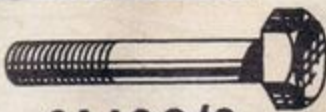
OIL PUMP ASSEMBLY



SL56/4



LE367



SL108/3



LE163



LE25

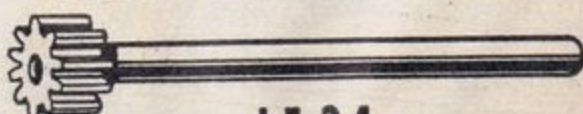


LE343

LE164



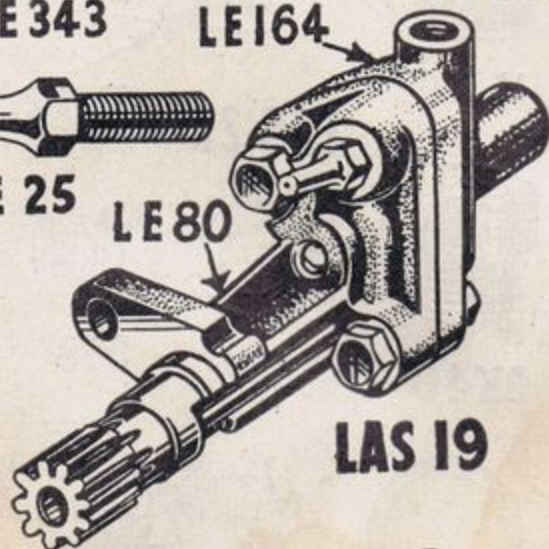
LE35



LE34



LE32



LAS19

OIL PIPE ASSEMBLY



LE328



LE329



LE201



LAS76

OIL SUMP ASSEMBLY



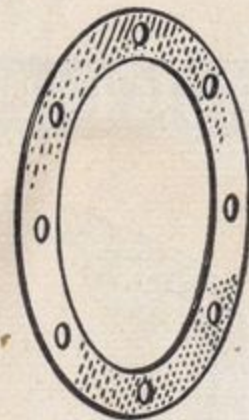
LE366




SL56/2



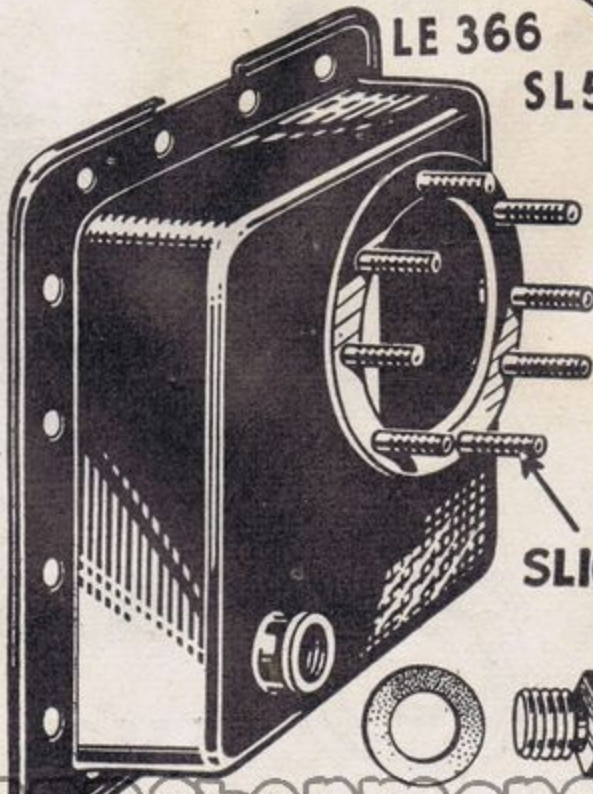
LE159



LE240



LE401



LAS36



A37



B38

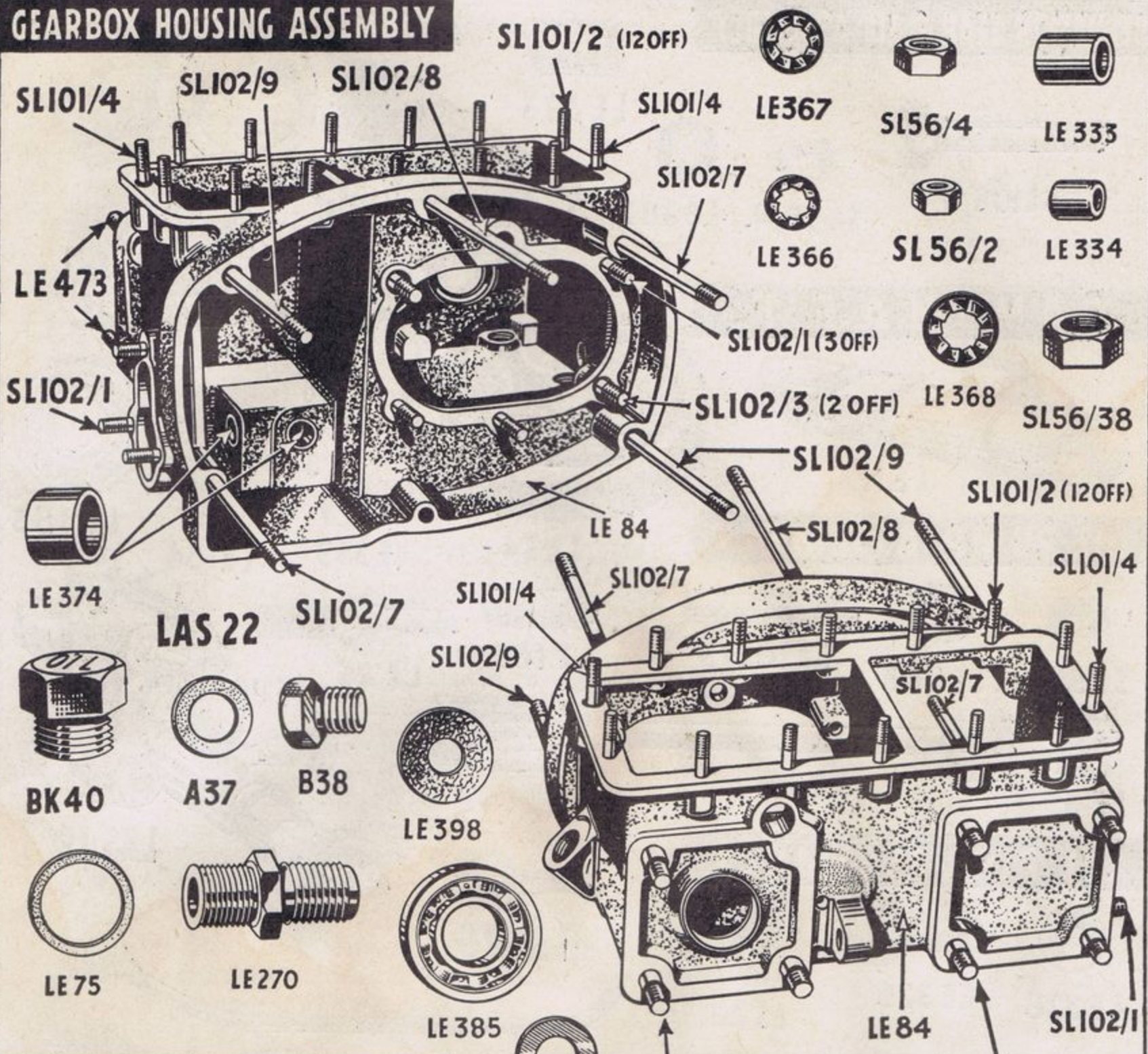


LE130

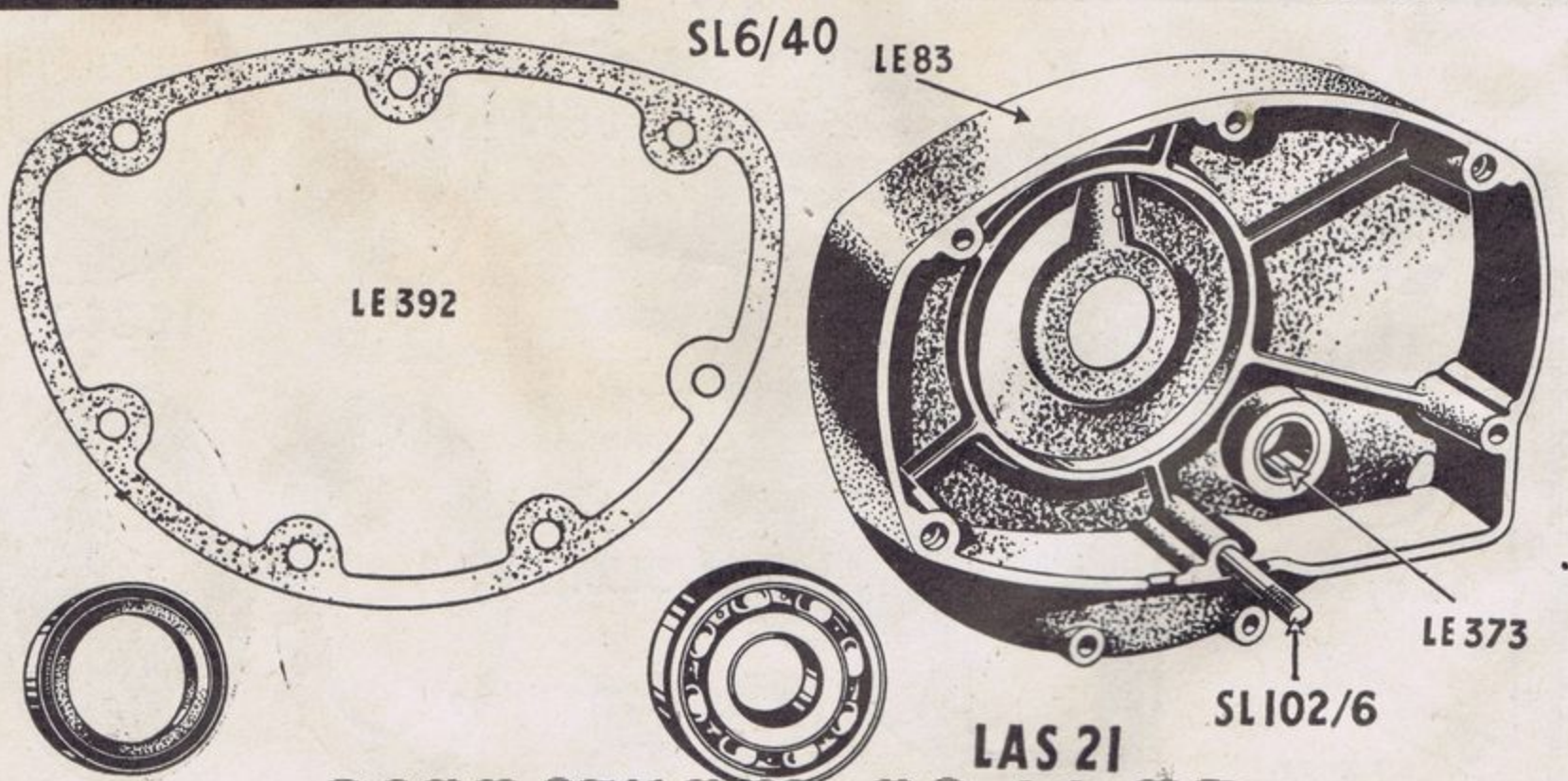


LE158

GEARBOX HOUSING ASSEMBLY



CLUTCH HOUSING ASSEMBLY

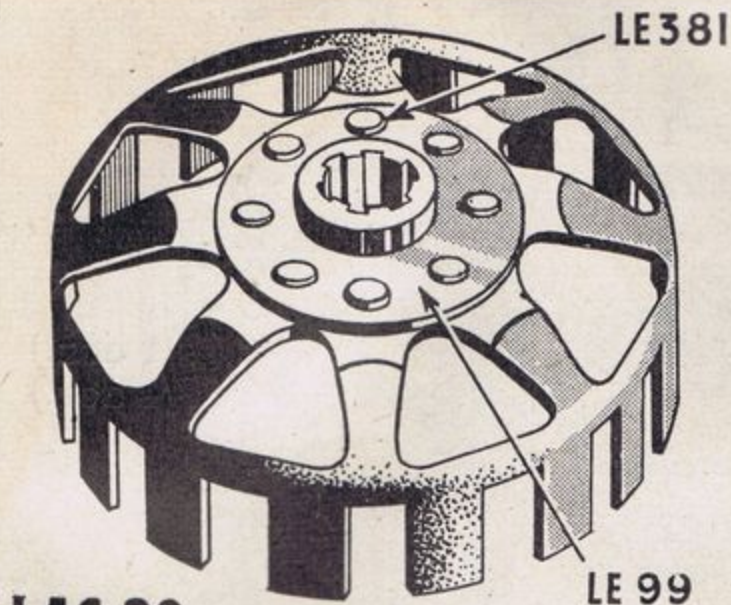


| Part No. | Description. | Qty. | Illus. Page No. | Price Each. |
|--------------------------------|---|------|-----------------|--------------|
| | | | | £ s. d. |
| CLUTCH HOUSING. | | | | |
| LAS21 | Clutch housing assembly .. (N.B. Includes stud, bush and ball bearing) | 1 | 13 | 1 18 9 |
| LE373 | Clutch housing bush .. | 1 | " | 7 |
| SL102/6 | Clutch housing stud .. | 1 | " | 5 |
| LE367 | Clutch housing stud lockwasher | 1 | " | 2 (1/1 doz.) |
| SL56/4 | Clutch housing stud nut .. | 1 | " | 2 (1/1 doz.) |
| LE364 | Clutch housing ball bearing .. | 1 | " | 12 6 |
| LE392 | Clutch housing gasket .. | 1 | " | 3 |
| LE431 | Clutch housing oil seal .. | 2 | " | 2 0 |
| CLUTCH BELL AND CLUTCH. | | | | |
| LAS29 | Clutch bell assembly .. | 1 | 15 | 14 0 |
| LE99 | Clutch bell centre .. | 1 | " | 3 3 |
| LE381 | Clutch bell centre rivet .. | 8 | " | 1 (3d. doz.) |
| LE98 | Clutch driving plate .. | 1 | " | 17 6 |
| LE96 | Clutch driving pillar .. | 8 | " | 1 6 |
| SL6/25 | Clutch driving pillar washer .. | 8 | " | 2 (1/1 doz.) |
| LE366 | Clutch driving pillar lockwasher | 8 | " | 2 (1/1 doz.) |
| SL56/2 | Clutch driving pillar nut .. | 16 | " | 2 (1/1 doz.) |
| LE95 | Clutch spring cup .. | 8 | " | 3 |
| LE97 | Clutch spring .. | 8 | " | 2 |
| LAS28 | Clutch pressure plate assembly | 1 | " | 4 6 |
| LE67 | Clutch thrust rod .. | 2 | " | 1 2 |
| LE91 | Clutch floating plate .. | 1 | " | 3 6 |
| LE92 | Clutch fixed plate .. | 1 | " | 1 8 |
| LE72 | Clutch lever .. | 1 | " | 3 3 |
| LE93 | Clutch lining .. | 2 | " | 5 0 |
| LE71 | Clutch lever pivot .. | 1 | " | 6 |
| SL6/40 | Clutch lever pivot washer .. | 1 | " | 2 (1/1 doz.) |
| LE368 | Clutch lever pivot lockwasher .. | 1 | " | 2 (1/1 doz.) |
| SL56/38 | Clutch lever pivot nut .. | 1 | " | 2 (1/1 doz.) |
| LE74 | Cable shackle .. | 1 | " | 6 |
| LE73 | Cable shackle clevis pin .. | 1 | " | 3 |
| SL71/2 | Cable shackle split cotter .. | 1 | " | 2 (1/1 doz.) |
| GEARBOX PRIMARY SHAFT. | | | | |
| LE39 | Gearbox primary shaft .. | 1 | 15 | 1 7 0 |
| LE46 | Gearbox primary low gear wheel | 1 | " | 10 6 |
| LAS10 | Primary middle gearwheel (bushed) .. | 1 | " | 12 0 |
| LE45 | Primary middle gearwheel bush | 1 | " | 2 6 |
| LE43 | Primary shaft distance collar | 1 | " | 1 0 |
| LE44 | Primary shaft oil seal collar .. | 1 | " | 1 9 |
| LE431 | Primary shaft oil seal .. | 1 | " | 2 0 |
| LAS11 | Primary top gearwheel (bushed) | 1 | " | 15 0 |
| LE45 | Primary top gear wheel bush | 1 | " | 2 6 |
| LE341 | Primary Shaft tab washer .. | 1 | " | 1 |
| LE29 | Primary shaft lock ring .. | 1 | " | 2 2 |

All Prices surcharged 5% to cover Postage and Packing. Minimum Charge 6d.

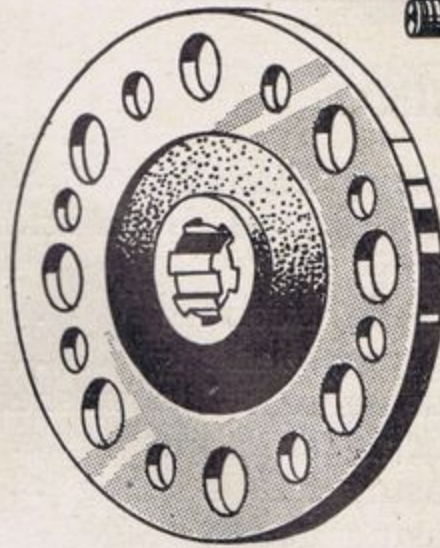
BARNSTONERS.CO.UK

CLUTCH BELL ASSEMBLY



LAS 29

LE 99



LAS 28



LE 96

SL 6/25




LE 366



SL 56/2



LE 95



LE 97



LE 67

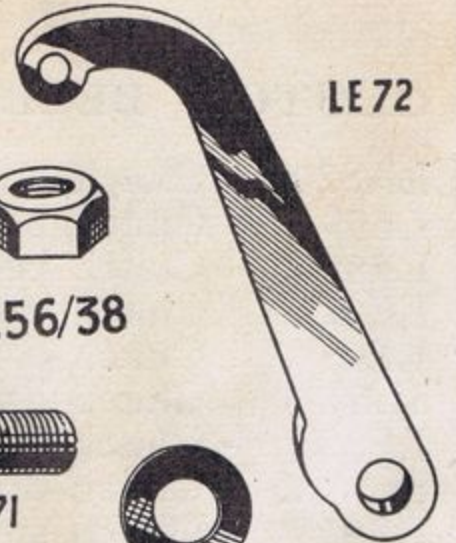
LE 98



LE 368



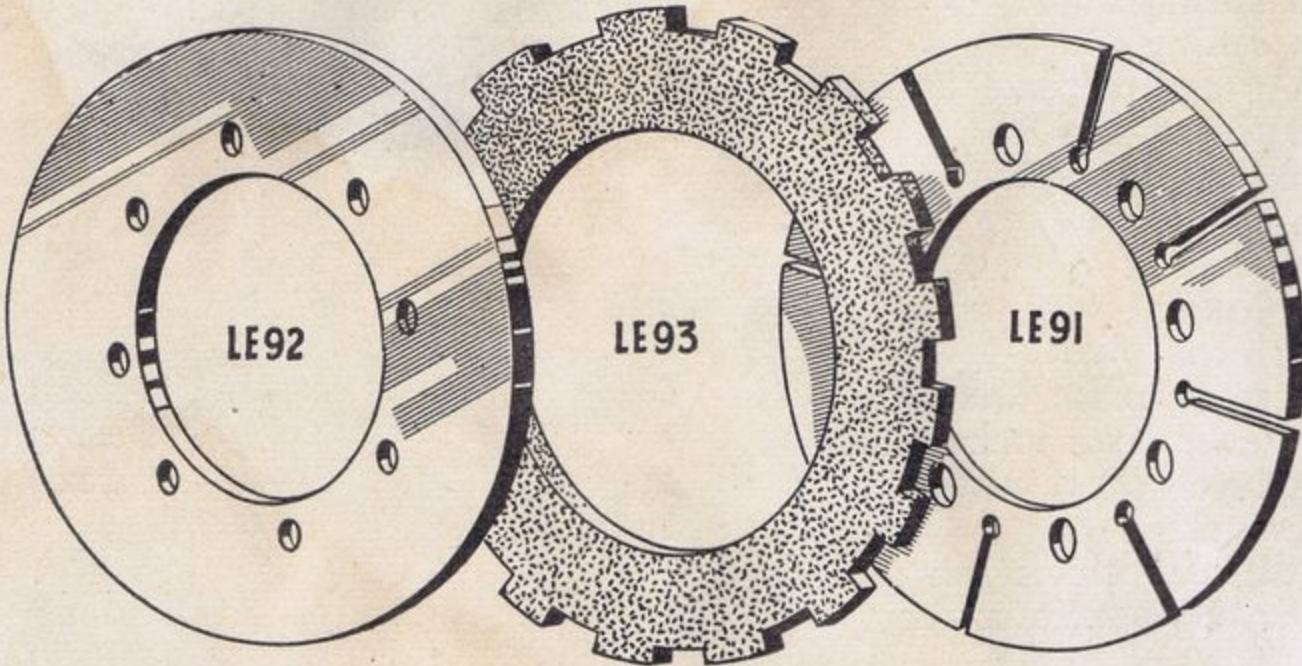
SL 56/38



LE 72

LE 71

SL 6/40



LE 92

LE 93

LE 91



LE 74



SL 71/2



LE 73

GEAR BOX PRIMARY SHAFT



LE 39



LE 46



LE 45 BUSH

LAS 10



LE 45 BUSH

LAS 11




LE 43



LE 44



LE 43



LE 341



LE 29

GEAR BOX SECONDARY SHAFT



LE40



LE45 BUSH



LE49



LE51

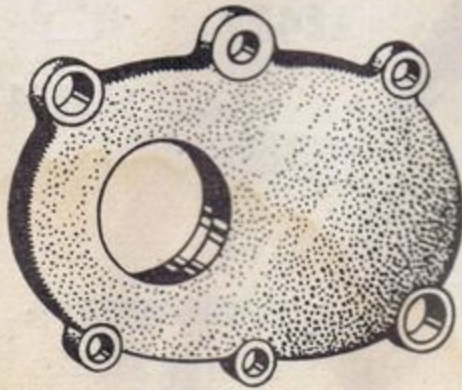


LE431

LAS 9



LE269



LE85



LE393



LE268




LE42



LE385


UNIVERSAL COUPLING ASSEMBLY



LAS 85




LE399



LE41



LE152




LE31



LE275


GEAR BOX TOP COVER ASSEMBLY



LE87



LE394




LE122



A32



LE121




LE272



LE119



LE26



LE117



SL107/2



SL108/5



LE367



SL56/4



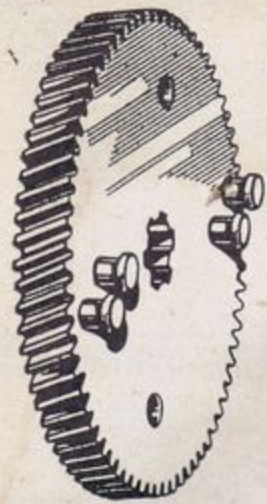
LE123

LE420



LE271


REDUCTION GEAR ASSEMBLY



LE61
LAS 12/2



LE56/2



LE76



LE58



LE455



LE66/2



LE452



LE63



LE477



SL56/4



LE62



LE59



LE57



LE64

STARTER LEVER ASSEMBLY



LAS 42



LE172



SL6/36



SL56/4



LE242




LE171

GEAR LEVER ASSEMBLY



LAS 41



LE154



SL108/5

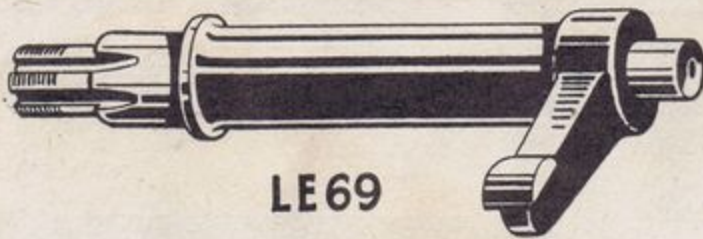


LE367



SL56/4

STARTER SHAFT



LE69



LE70



LE341

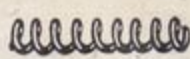


LE29

STARTER SEGMENT ASSEMBLY



LE324



LE325



LE30



LE326

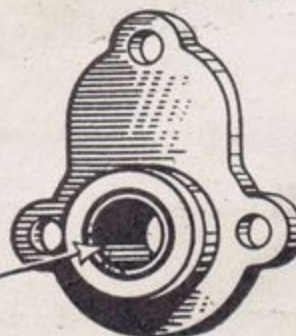
STARTER FLANGE ASSEMBLY



LE106



LE375



LAS-23



LE65

| Part No. | Description. | Qty. | Illus. Page No. | Price Each. |
|---------------------------------|---|------|-----------------|--------------|
| | | | | £ s. d. |
| GEARBOX SECONDARY SHAFT. | | | | |
| LE40 | Gearbox secondary shaft .. | 1 | 16 | 1 5 0 |
| LAS9 | Secondary low gear wheel (bushed) | 1 | " | 13 6 |
| LE45 | Secondary low gearwheel bush | 1 | " | 2 6 |
| LE49 | Secondary middle gearwheel .. | 1 | " | 12 0 |
| LE51 | Secondary top gearwheel .. | 1 | " | 10 3 |
| LE268 | Secondary shaft worm .. | 1 | " | 6 3 |
| LE42 | Secondary shaft distance collar | 1 | " | 2 0 |
| LE431 | Secondary shaft oil seal .. | 1 | " | 2 0 |
| LE269 | Speedo drive gear | 1 | " | 8 9 |
| LE85 | Gearbox end cover | 1 | " | 7 9 |
| LE393 | Gearbox end cover gasket .. | 1 | " | 2 |
| LE385 | Gearbox end cover ball bearing | 2 | " | 7 1 |
| UNIVERSAL COUPLING. | | | | |
| LAS81 | Universal coupling assembly .. (N.B. Includes LAS85 and LE275 (2 off)) | 1 | — | 2 11 6 |
| LAS85 | Universal joint assembly .. | 1 | 16 | 1 10 0 |
| LE41 | Propeller shaft | 1 | " | 9 6 |
| LE399 | Propeller shaft circlip .. | 2 | " | 3 |
| LE152 | Propeller shaft spring | 1 | " | 2 |
| LE31 | Propeller shaft muff coupling | 1 | " | 3 4 |
| LE275 | Universal joint splined fork .. | 2 | " | 6 6 |
| GEARBOX TOP COVER. | | | | |
| LAS24 | Gearbox top cover assembly .. (N.B. Includes all items listed under Gearbox Top Cover heading) | 1 | 16 | 1 10 6 |
| LE87 | Gearbox top cover | 1 | " | 8 6 |
| LE394 | Gearbox top cover gasket .. | 1 | " | 2 |
| LE122 | Selector shaft | 1 | " | 6 0 |
| LE121 | Selector shaft tube | 1 | " | 2 0 |
| LE272 | Selector shaft cage | 1 | " | 1 6 |
| A32 | Selector shaft ball | 12 | " | 3d. doz. |
| LE119 | Selector shaft washer | 1 | " | 1 |
| LE26 | Selector shaft felt washer .. | 1 | " | 1 |
| LE120 | Selector shaft cup | 1 | " | 3 |
| LE117 | Selector finger | 1 | " | 5 8 |
| SL108/5 | Selector finger bolt | 1 | " | 2 |
| LE367 | Selector finger bolt lockwasher | 1 | " | 2 (1/1 doz.) |
| SL56/4 | Selector finger bolt nut .. | 1 | " | 2 (1/1 doz.) |
| LE123 | Interlock gate | 1 | " | 8 |
| SL107/2 | Interlock gate pin | 2 | " | 7 |
| LE420 | Interlock gate locking wire .. | 1 | " | 1 |
| LE271 | Speedo drive top bearing .. | 1 | " | 5 7 |
| REDUCTION GEAR ASSEMBLY. | | | | |
| LAS12/2 | Reduction gear (supplied only with LE55/2—Pinion) .. | 1 | 17 | 1 10 0 |
| LE56/2 | Reduction gear shaft | 1 | " | 10 7 |
| LE76 | Reduction gear oil seal collar | 1 | " | 2 6 |

All Prices surcharged 5% to cover Postage and Packing. Minimum Charge 6d.

| Part No. | Description. | Qty. | Illus. Page No. | Price Each. |
|---|--------------------------------|------|--------------------|----------------|
| Reduction Gear Assembly—Continued. | | | | £ s. d. |
| LE58 | Reduction gear washer .. | 1 | 17 | 2 0 |
| LE477 | Reduction gear tab washer .. | 1 | " | 2 (1/6 doz.) |
| LE455 | Reduction gear lock ring .. | 1 | " | 1 9 |
| LE66/2 | Reduction gear shaft washer .. | 1 | " | 1 10 |
| LE63 | Starter pawl | 2 | " | 2 0 |
| LE62 | Starter pawl pivot | 2 | " | 1 2 |
| SL56/4 | Starter pawl pivot nut .. | 2 | " | 2 (1/1 doz.) |
| LE59 | Starter pinion | 1 | " | 9 8 |
| LE57 | Starter pinion sleeve | 1 | " | 4 0 |
| LE64 | Starter pawl spring | 2 | " | 1 |
| LE452 | Reduction gear shaft collar .. | 1 | " | 3 9 |

STARTER LEVER.

| | | | | |
|--------|--------------------------------|---|----|--------------|
| LAS42 | Starter lever assembly | 1 | 17 | 16 9 |
| LE172 | Starter lever grip | 1 | " | 1 0 |
| LE242 | Starter lever cotter pin | 1 | " | 6 |
| SL6/36 | Starter lever cotter washer .. | 1 | " | 2 (1/1 doz.) |
| SL56/4 | Starter lever cotter nut | 1 | " | 2 (1/1 doz.) |

GEAR LEVER.

| | | | | |
|---------|--------------------------------|---|----|--------------|
| LAS41/2 | Gear lever assembly | 1 | 17 | 11 0 |
| LE154 | Gear lever end | 1 | " | 4 0 |
| LE171 | Gear lever knob | 1 | " | 6 |
| SL108/5 | Gear lever bolt | 1 | " | 2 (1/1 doz.) |
| LE367 | Gear lever bolt lockwasher .. | 1 | " | 2 (1/1 doz.) |
| SL56/4 | Gear lever bolt nut | 1 | " | 2 (1/1 doz.) |
| LE490 | Gear lever rubber sleeve | 1 | " | 2 |

STARTER SHAFT.

| | | | | |
|-------|-------------------------------|---|----|------|
| LE69 | Starter shaft | 1 | 17 | 14 3 |
| LE341 | Starter shaft tab washer .. | 1 | " | 1 |
| LE29 | Starter shaft lock ring | 1 | " | 2 2 |
| LE70 | Starter return spring | 1 | " | 6 |

STARTER SEGMENT.

| | | | | |
|--|--------------------------------|---|----|------|
| LAS8 | Starter Segment assembly .. | 1 | 17 | 15 3 |
| (N.B. Includes all items listed under Starter Segment heading) | | | | |
| LE30 | Starter segment | 1 | " | 10 9 |
| LE324 | Starter segment plunger .. | 1 | " | 10 |
| LE325 | Starter segment plunger spring | 1 | " | 2 |
| LE326 | Starter segment floating tooth | 1 | " | 3 0 |

STARTER FLANGE.

| | | | | |
|-------|-------------------------------|---|----|-----|
| LAS23 | Starter flange assembly .. | 1 | 17 | 4 6 |
| LE375 | Starter flange bush | 1 | " | 8 |
| LE106 | Starter flange felt washer .. | 1 | " | 1 |
| LE65 | Starter lever shaft | 1 | " | 9 6 |

All Prices surcharged 5% to cover Postage and Packing. Minimum Charge 6d.

| Part No. | Description. | Qty. | Illus. Page No. | Price Each. |
|--|--|------|-----------------|--------------|
| SELECTOR SLIDE AND BEVEL DRIVE. | | | | £ s. d. |
| LAS30 | Selector slide assembly (top and middle) | 1 | 22 | 1 3 9 |
| LE114 | Selector slide | 1 | " | 13 6 |
| LE116 | Selector slide fork | 2 | " | 3 6 |
| SL107/2 | Selector slide fork pin | 4 | " | 7 |
| LE421 | Selector slide fork pin locking wire | 2 | " | 1 |
| LAS31 | Selector slide assembly (bottom) | 1 | " | 19 3 |
| LE116 | Selector slide fork | 1 | " | 3 6 |
| SL107/2 | Selector slide fork pin | 2 | " | 7 |
| LE421 | Selector slide fork pin locking wire | 1 | " | 1 |
| LE353 | Selector slide plunger | 2 | " | 9 |
| LE118 | Selector slide plunger spring | 2 | " | 1 |
| LE115 | Selector bar | 1 | " | 5 3 |
| LE368 | Selector bar lock washer | 1 | " | 2 (1/1 doz.) |
| SL56/38 | Selector bar nut | 1 | " | 2 (1/1 doz.) |
| LAS25 | Bevel drive assembly (N.B. Complete with bevel pinion, crown wheel and all items listed). | 1 | — | 16 0 0 |
| LE89 | Bevel drive casing | 1 | 22 | 1 10 8 |
| LE144 | Bevel drive casing gasket | 1 | " | 2 |
| SL102/10 | Bevel drive casing stud (long) | 2 | " | 5 |
| SL102/3 | Bevel drive casing stud (short) | 6 | " | 5 |
| LE367 | Bevel drive casing stud lock-washer | 8 | " | 2 (1/1 doz.) |
| SL56/4 | Bevel drive casing stud nut | 8 | " | 2 (1/1 doz.) |
| LE333 | Bevel drive casing dowel | 2 | " | 4 |
| SL103/1 | Bevel drive casing stud | 2 | " | 4 |
| LE368 | Bevel drive casing stud lock-washer | 2 | " | 2 (1/1 doz.) |
| SL56/38 | Bevel drive casing stud nut | 2 | " | 2 (1/1 doz.) |
| SL102/1 | Bevel drive casing stud | 4 | " | 3 |
| LE367 | Bevel drive casing stud lock-washer | 4 | " | 2 (1/1 doz.) |
| SL56/4 | Bevel drive casing stud nut | 4 | " | 2 (1/1 doz.) |
| LE88 | Bevel drive cover | 1 | " | 11 0 |
| BK40 | Bevel drive oil filler plug | 1 | " | 1 1 |
| LE75 | Bevel drive oil filler plug gasket | 1 | " | 1 |
| B38 | Bevel drive level plug | 1 | " | 6 |
| A37 | Bevel drive level plug gasket | 1 | " | 2 (1/1 doz.) |
| LE110/2 | Bevel drive oil seal | 1 | " | 1 10 |
| LE111/2 | Bevel drive oil seal | 1 | " | 2 0 |
| LE124 | Bevel drive cover seal housing | 1 | " | 1 8 |
| LE132 | Bevel drive fixed spindle | 1 | " | 8 6 |
| LE341 | Bevel drive fixed spindle tab-washer | 1 | " | 1 |
| LE29 | Bevel drive fixed spindle lock ring | 1 | " | 2 2 |
| LE376 | Bevel drive casing bush | 1 | " | 6 |
| LE377 | Bevel drive casing bush | 1 | " | 6 |
| LE379 | Bevel drive casing breather | 1 | " | 1 3 |
| LAS13 | Bevel pinion assembly { Supplied | 1 | " | 5 10 0 |
| LE38 | Crown wheel { matched | 1 | 23 | |
| | { together | | | |

(N.B. Crown wheel and bevel pinion not supplied separately).

All Prices surcharged 5% to cover Postage and Packing. Minimum Charge 6d.

| Part No. | Description. | Qty. | Illus. Page No. | Price Each. |
|-------------------------------|-------------------------------------|------|-----------------|--------------|
| Bevel Drive—Continued. | | | | |
| LE27 | Bevel pinion collar | 1 | 22 | £ 4 0 |
| LE128 | Bevel pinion outer race | 1 | " | 10 6 |
| K191 | Bevel pinion roller | 17 | " | 2 (15/9 100) |
| LE143 | Bevel pinion shim as req'd | | " | 3 |
| LE383 | Bevel pinion ball bearing | 1 | " | 12 10 |
| LE23 | Bevel pinion lock ring | 1 | " | 1 9 |
| LE28 | Bevel pinion tab washer | 1 | " | 2 |
| LE126 | Bevel pinion oil seal housing | 1 | " | 3 0 |
| LE109 /2 | Bevel pinion oil seal | 1 | " | 1 4 |
| LE133 | Bevel pinion lock ring | 1 | 24 | 3 0 |
| LE131 | Crown wheel shaft | 1 | 23 | 1 15 0 |
| LE129 | Crown wheel bolt | 6 | " | 1 1 |
| LE9 /3 | Crown wheel bolt nut | 6 | " | 3 |
| LE386 | Crown wheel ball bearing | 1 | " | 12 5 |
| LE127 | Crown wheel outer race | 1 | " | 8 9 |
| K191 | Crown wheel roller | 23 | " | 2 (15/9 100) |
| LE410 | Crown wheel adjusting plate | 1 | " | 4 |
| LE409 | Crown wheel adjusting ring | 1 | " | 7 1 |
| LE411 | Vernier adjusting peg | 1 | " | 1 |
| LE412 | Vernier peg adjusting washer | 1 | " | 4 |

BRAKE SHOES.

| | | | | |
|----------|---------------------------------|----|----|--------------|
| LAS51 | Brake shoe assembly, L.H. | 1 | 23 | 4 0 |
| LAS52 | Brake shoe assembly, R.H. | 1 | " | 4 0 |
| LE145 | Brake shoe slipper | 2 | " | 3 |
| LE188 | Brake shoe lining | 2 | " | 2 0 |
| LE371 | Brake shoe lining rivet | 10 | " | 4 doz. |
| LE141 | Brake shoe fulcrum | 1 | " | 4 each. |
| SL109 /4 | Brake shoe fulcrum bolt | 1 | " | 2 |
| SL6 /40 | Brake shoe fulcrum washer | 1 | " | 2 (1/1 doz.) |
| LE151 | Brake shoe spring | 2 | " | 3 |

BRAKE CAM.

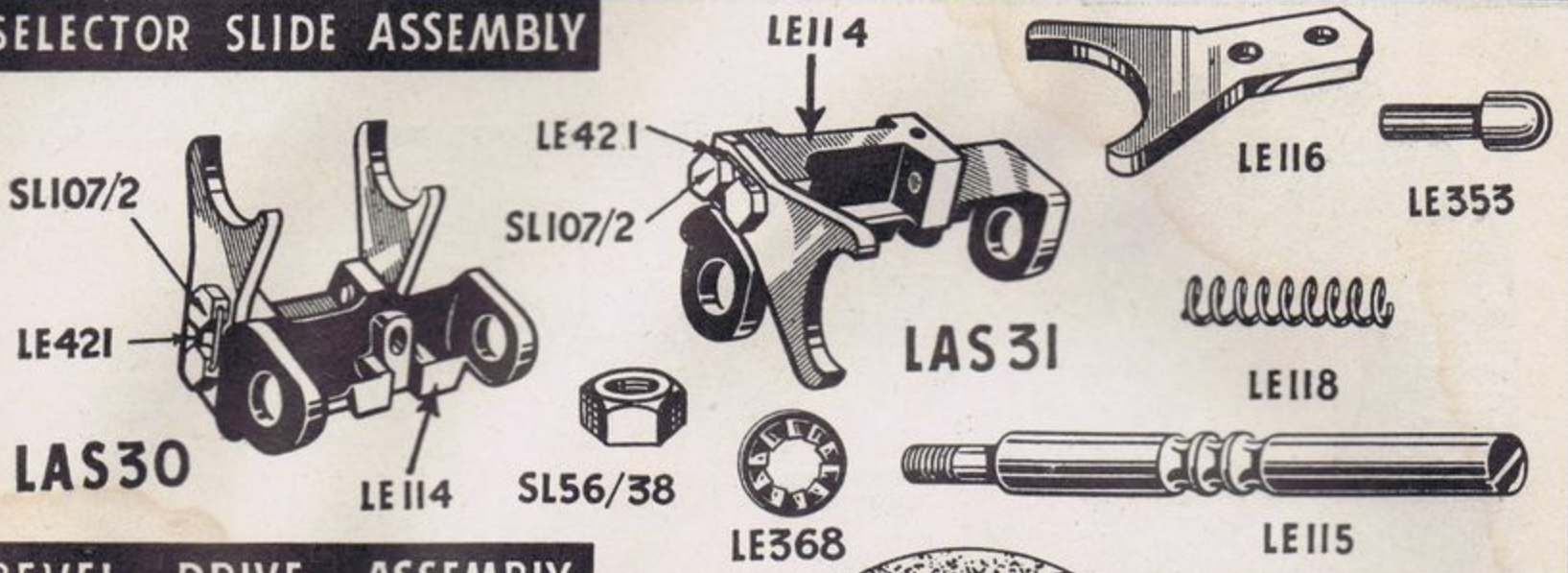
| | | | | |
|---------|--|---|----|--------------|
| LAS27 | Brake cam assembly | 1 | 23 | 2 6 |
| LE106 | Brake cam felt washer | 1 | " | 1 |
| SL6 /36 | Brake cam washer | 1 | " | 2 (1/1 doz.) |
| SL56 /4 | Brake cam nut | 1 | " | 2 (1/1 doz.) |
| LE148 | Brake cam lever | 1 | " | 7 |
| LE74 | Brake Cable Shackle | 1 | " | 6 |
| LE73 | Brake cable shackle clevis pin | 1 | " | 3 |
| SL71 /2 | Brake cable shackle split cotter | 1 | " | 2 (1/1 doz.) |

REAR WHEEL AND HUB.

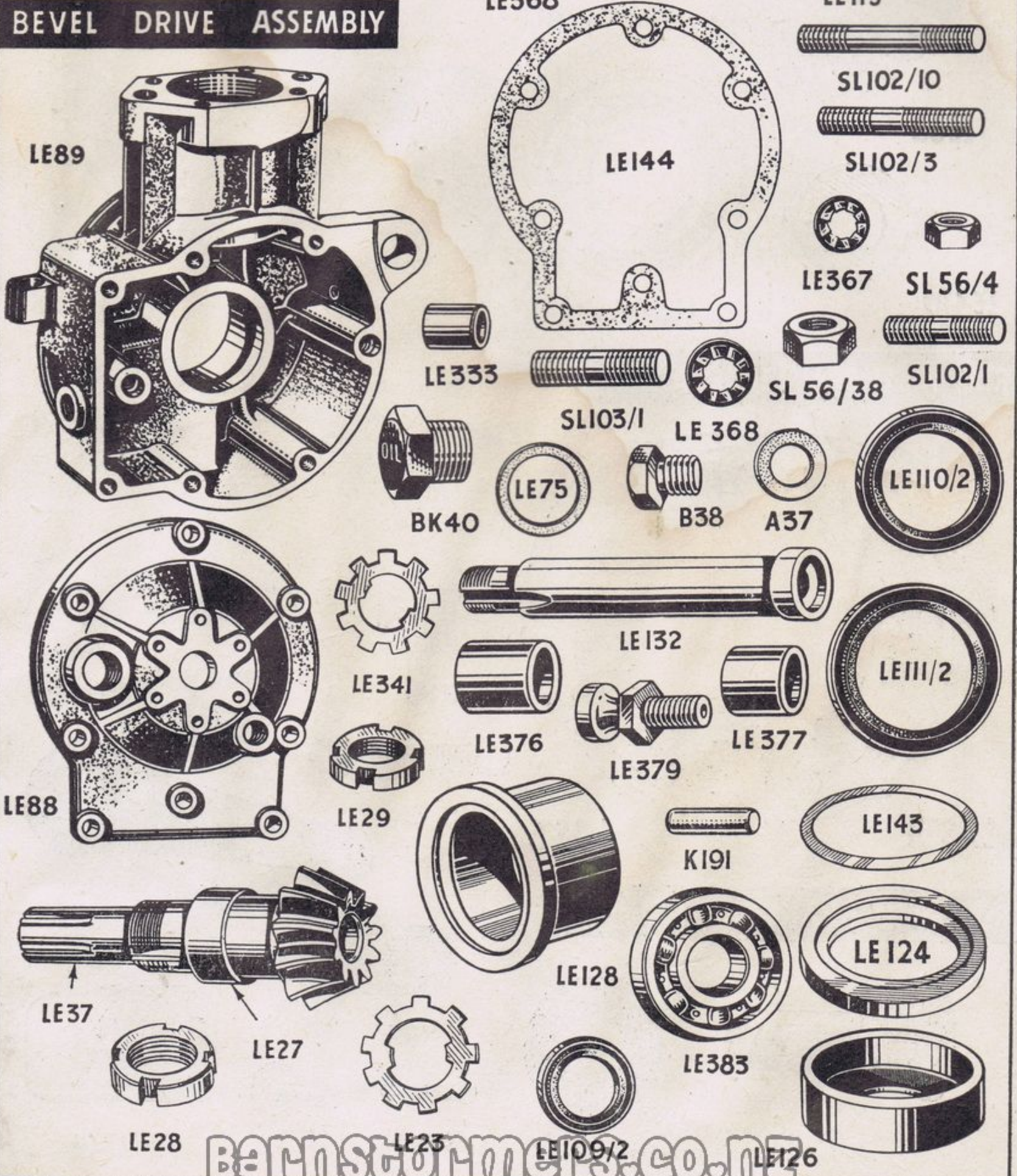
| | | | | |
|-------|----------------------------------|----|----|-----------------------|
| LAS79 | Rear wheel assembly | 1 | 24 | 4 19 6 |
| LE382 | Rear wheel rim | 1 | " | 1 0 0 |
| LE424 | Rear wheel spoke | 20 | " | 1 |
| LE423 | Rear wheel spoke | 20 | " | 1 |
| LE426 | Rear wheel spoke nipple | 40 | " | 1 |
| LE417 | Rear wheel rim band | 1 | — | } at Maker's Price |
| LE415 | Rear wheel tyre | 1 | — | |
| LE416 | Rear wheel tube | 1 | — | |
| LAS33 | Rear hub assembly—complete | 1 | 24 | 2 16 0 |


All Prices surcharged 5% to cover Postage and Packing. Minimum Charge 6d.

SELECTOR SLIDE ASSEMBLY

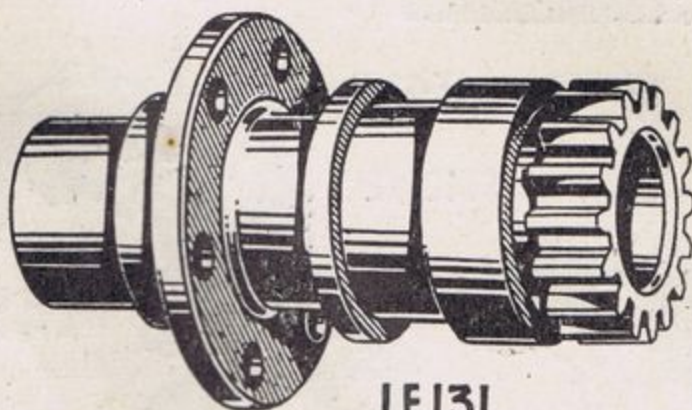


BEVEL DRIVE ASSEMBLY






LE38




LE131



LE129



K191



LE411



LE9/3



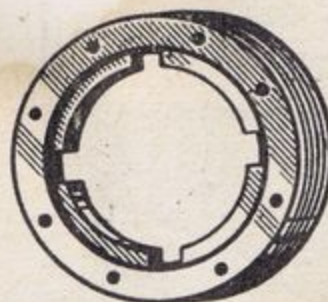
LE410



LE386



LE127



LE409



LE412

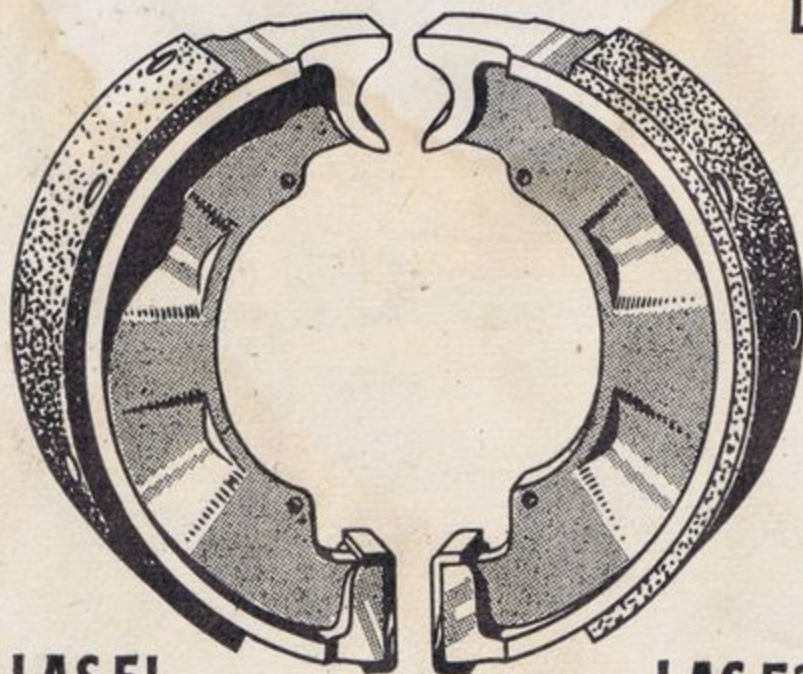
REAR WHEEL BRAKE SHOES ASSEMBLY



LE145



LE371



LAS 51

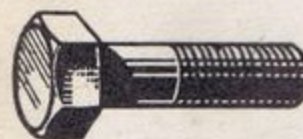
LAS 52



LE188



LE141



SL109/4



SL6/40




LE151



LE148

REAR WHEEL BRAKE CAM ASSEMBLY



LAS 27



LE106



SL6/36



SL56/4



SL71/2



LE73

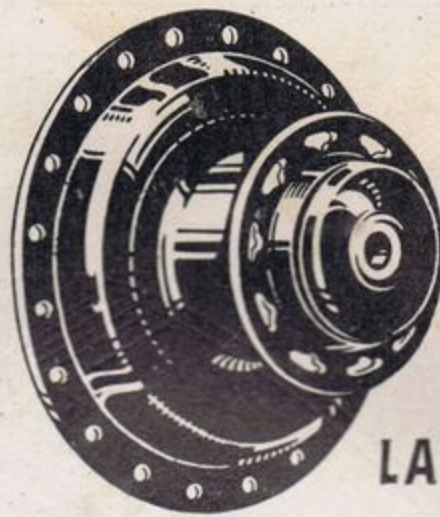


LE74

REAR WHEEL ASSEMBLY
AND
REAR HUB ASSEMBLY



LE426




LAS33



LAS26



LE138



LE424

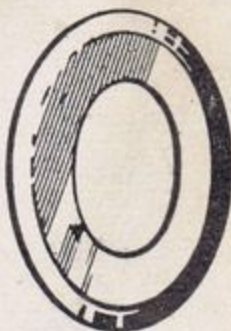
LE423



LAS79




LE133




LE134



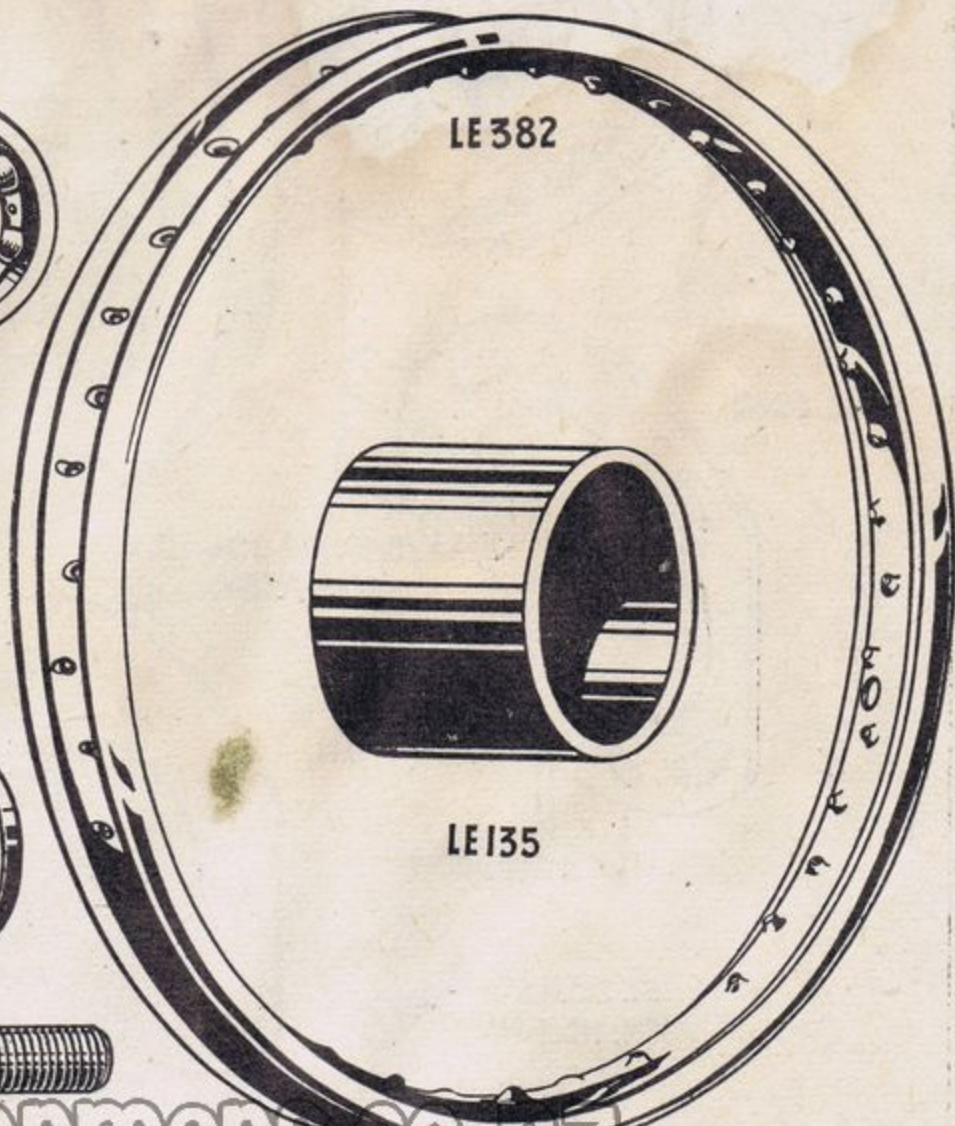
LE 383



LAS32




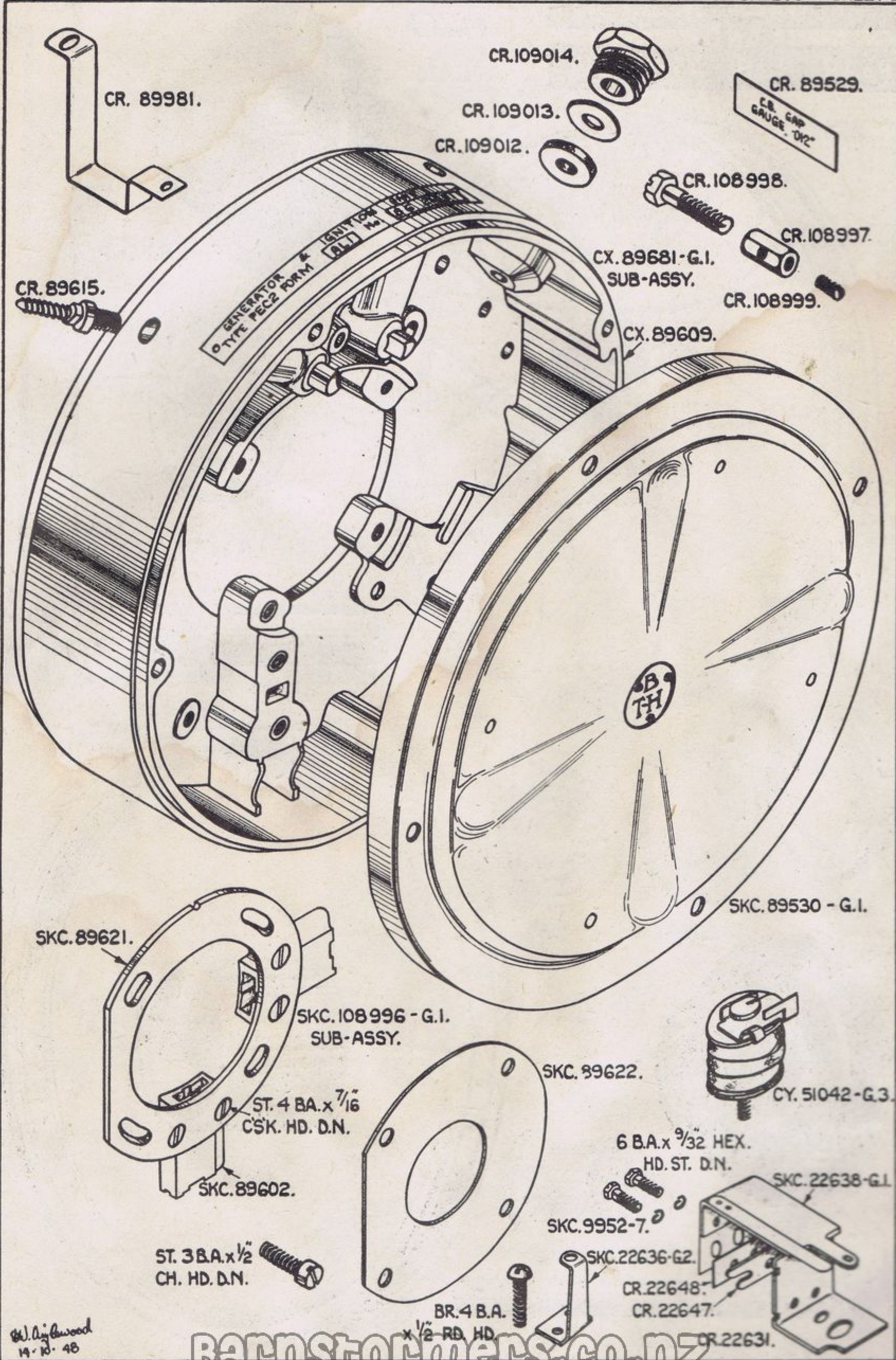
LE149



LE382

LE135



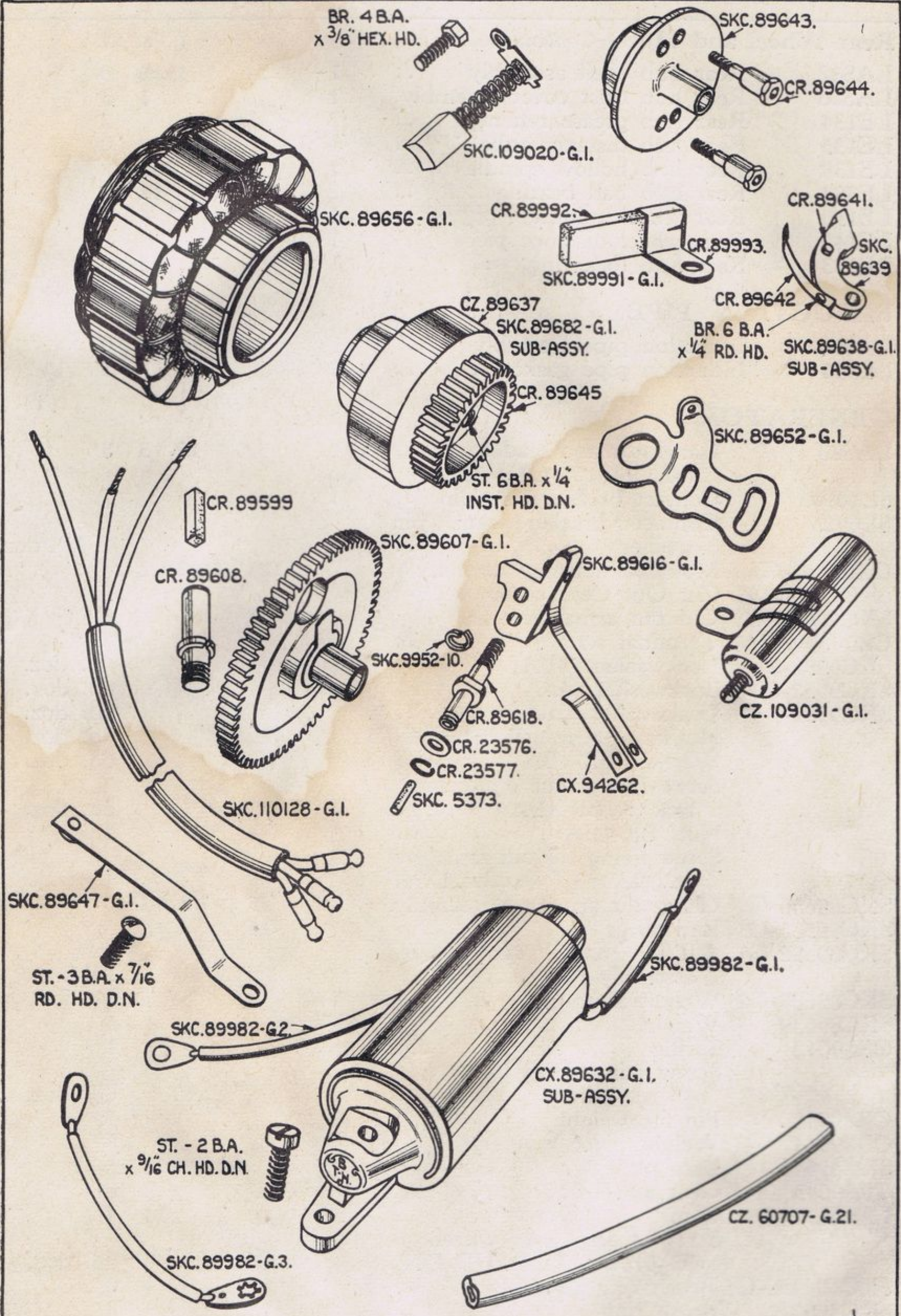


W. J. Wood
14.10.48

Barnstaple.co.nz

| Part No. | Description. | Qty. | Illus. Page No. | Price Each. |
|--------------------------------------|---|------|-----------------|--------------|
| Rear Wheel and Hub—Continued. | | | | £ s. d. |
| LAS32 | Rear hub shell assembly .. | 1 | 24 | 1 10 0 |
| LAS26 | Rear hub dust cover assembly | 1 | " | 1 3 |
| LE134 | Rear hub grease retainer .. | 2 | " | 3 |
| LE135 | Rear hub distance tube .. | 1 | " | 2 0 |
| LE138 | Rear hub hollow spindle .. | 1 | " | 5 8 |
| LE383 | Rear hub ball bearing .. | 2 | " | 12 10 |
| LE150 | Rear wheel spindle | 1 | " | 4 9 |
| LE149 | Rear wheel distance piece .. | 1 | " | 8 |
| LE133 | Rear hub lock ring | 1 | " | 3 0 |
| INDUCTION PIPE. | | | | |
| LAS94 | Induction pipe assembly .. | 1 | 32 | 18 0 |
| LE390 | Induction pipe gasket | 2 | " | 1 |
| GENERATOR. | | | | |
| LAS83 | Generator and lead | 1 | 32 | 13 3 8 |
| | (SKC110128-G1) | | | |
| SL107/3 | Contact breaker cam pin .. | 1 | " | 7 |
| SL6/25 | Contact breaker cam pin washer | 1 | " | 2 (1/1 doz.) |
| CX89681-G1 | Moulded housing assembly | | 25 | 2 2 4 |
| SKC22636-G2 | Cut Out Contact bracket | | " | 5 |
| SKC22638-G1 | Cut out armature | | " | 8 |
| CR108998 | Terminal screw | | " | 2 |
| SKC9952-2 | Lockwasher (3BA) | | — | 6d. doz. |
| SKC9952-6 | Lockwasher (4BA) | | — | 6d. doz. |
| SKC9952-7 | Lockwasher (6BA) | | 25 | 6d. doz. |
| | Nut fixing terminals BR-3BA | | — | 6d. doz. |
| | Washer, BR-4BA | | — | 6d. doz. |
| | Screw-fixing, cut. out contact bracket, BR-4BA × ½" rd. hd. | | 25 | 6d. doz. |
| | Nut, BR-4BA | | — | 1 |
| | Screw fixing cut out armature St. 6BA × 9/32" hex. hd. D.N. | | 25 | 1 |
| SKC89656-G1 | Generator armature assembly | | 27 | 2 13 0 |
| SKC89530-G1 | End cover | | 25 | 3 5 |
| SKC89682-G1 | A.T.D. and gear wheel assembly | | 27 | 1 11 8 |
| SKC89638-G1 | Weight assembly | | " | 1 10 |
| SKC89639 | Weight | | " | 1 5 |
| CR89642 | Spring | | " | 1 |
| | Screw fixing spring BR 6BA × ¼" rd. hd. | | " | 6d. doz. |
| CR89641 | Pin for weight | | " | 1 |
| CR89644 | Weight pivot | | " | 6 |
| SKC89643 | Base plate | | " | 7 3 |
| CR89645 | Gear wheel | | " | 3 8 |
| CZ89637 | Cam | | " | 14 4 |
| | Screw fixing gear wheel ST.6BA × ¼" inst. HD-DN | | " | 6d. doz. |
| SKC108996-G1 | Brush ring assembly .. | | 25 | 4 0 |
| SKC89621 | Brush ring | | " | 8 |
| SKC89602 | Brush Box | | " | 1 3 |
| | Screw fixing brush box ST.4BA × 7/16" CSK.Hd.DN | | " | 6d. doz. |

All Prices surcharged 5% to cover Postage and Packing. Minimum Charge 6d.



Edl. By hand
10.9.48

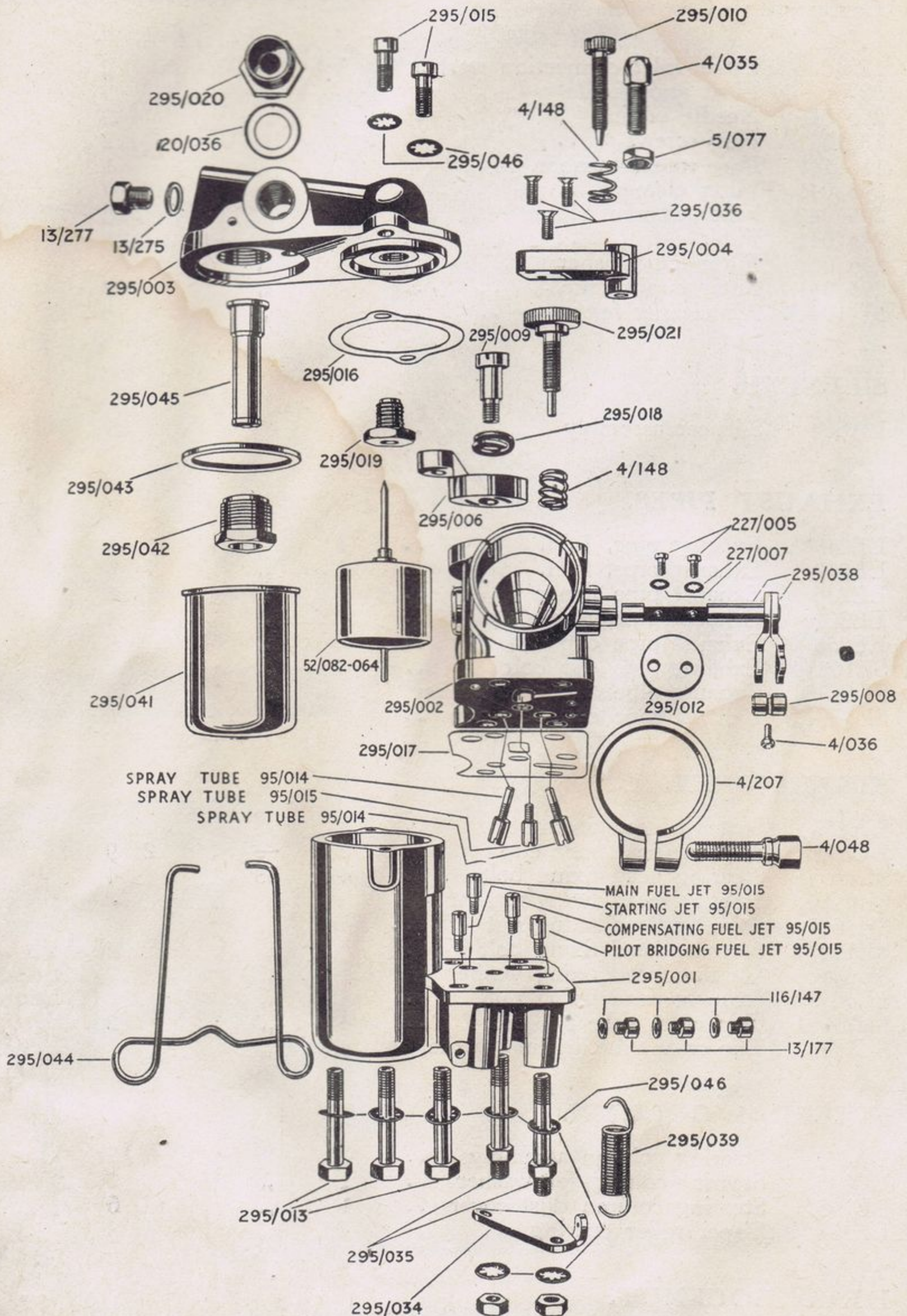
| Part No. | Description. | Qty. | Illus. Page No. | Price Each. |
|-----------------------------|--|------|-----------------|-------------|
| Generator—Continued. | | | | £ s. d. |
| SKC109020-G1 | Brush Assembly | 27 | | 1 4 |
| SKC89622 | Cover for brush ring .. | 25 | | 3 |
| | Screw fixing brush ring ST.3BA × $\frac{1}{2}$ " CH.Hd.DN | 25 | | 6d. doz. |
| SKC9952-2 | Lockwasher (3BA) | — | | 6d. doz. |
| | Washer, BR-3BA | — | | 6d. doz. |
| | Screw fixing brush, BR-4BA × $\frac{3}{8}$ " Hex. Hd. | 27 | | 2 |
| SKC89982-G3 | Connector assembly (brush box to terminal) | " | | 4 |
| SKC89652-G1 | Fixed contact plate assembly Screw fixing H.T. connector and contact plate ST.3BA × $\frac{7}{16}$ " Rd. Hd. DN | " | | 2 0 |
| CR89618 | C.B. lever pivot pin | " | | 2 5 |
| SKC9952-10 | Lockwasher for C.B. lever pivot pin | " | | 6d. doz. |
| SKC89616-G1 | C.B. lever assembly | " | | 4 10 |
| SKC5373 | Wick for pivot pin | " | | 6d. doz. |
| CR23576 | C.B. lever pivot pin washer .. | " | | 6d. doz. |
| CR23577 | C.B. lever pivot pin spring ring | " | | 2 |
| CZ109031-G1 | Condenser | " | | 5 3 |
| | Nut for condenser, BR-4BA .. | " | | 1 |
| CX94262 | C.B. lever reinforcing spring .. | " | | 3 |
| SKC89991-G1 | Cam lubricating rod assembly .. | " | | 8 |
| SKC89607-G1 | S.S. wheel assembly | " | | 10 11 |
| CR89599 | Wick for S.S. wheel bearing pin | " | | 6d. doz. |
| CX89632-G1 | Ignition coil | " | | 1 13 8 |
| SKC89982-G2 | Connector (long) | " | | 3 |
| SKC89982-G1 | Connector (short) | " | | 3 |
| | Screw fixing ignition coil ST.2BA × $\frac{9}{16}$ " CH.HD.DN .. | " | | 6d. doz. |
| SKC9952-3 | Lockwasher (2BA) | — | | 6d. doz. |
| SKC89647-G1 | H.T. connector assembly | 27 | | 10 |
| CR108997 | Terminal nut | 25 | | 3 |
| CR108999 | Terminal screw | " | | 1 |
| CR89981 | Earthing strip | " | | 2 |
| | Locknut, BR 3BA | — | | 6d. doz. |
| CR89529 | C.B. contact gap gauge | 25 | | 2 |
| CZ60707-G21 | H.T. cable | 27 | | 8 |
| CR109012 | Cable gland bush | 25 | | 3 |
| CR109013 | Cable gland washer | " | | 6d. doz. |
| CR109014 | Cable gland nut | " | | 5 |
| SKC110128-G1 | L.T. cable assembly | 27 | | 3 8 |
| CR89992 | Lubricating pad | " | | 5 |
| CR89993 | Lubricating pad clip | " | | 3 |
| CR89608 | S.S. wheel bearing pin | " | | 2 2 |
| CX89609 | Housing | 25 | | 1 1 7 |
| CR22647 | Cut out armature packing | " | | 1 |
| CR22648 | Cut out armature washer | " | | 6d. doz. |
| CR22631 | Cut out armature bracket | " | | 5 |
| CR89615 | H.T. cable screw | " | | 4 |
| CY51042-G3 | Cut out wound core | " | | 6 1 |
| | Cut out retaining nut ST. 3BA DN | — | | 1 |

All Prices surcharged 5% to cover Postage and Packing. Minimum Charge 6d.

| Part No. | Description. | Qty. | Illus. Page No. | Price Each. |
|---------------------|---|------|-----------------|-------------|
| CARBURETTER. | | | | £ s. d. |
| LAS84 | Carburetter assembly | 1 | 32 | 4 7 6 |
| LE478 | Carburetter starting control wire | 1 | " | 1 0 |
| LE489 | Carburetter stub gasket .. | 1 | — | 3 |
| A256/4 | Rubber Clip | 1 | — | 2 |
| 295/002 | Mixing chamber body (top half) | | 30 | 1 0 0 |
| 295/001 | Mixing chamber body (bottom half) | | " | 1 0 0 |
| 295/017 | Mixing chamber body joint washer | | " | 6 |
| 295/035 | Mixing chamber body securing bolt | | " | 6 |
| 295/013 | Mixing chamber body securing bolt | | " | 4 |
| 1210A | Mixing chamber body securing washer | | " | 1 |
| 295/004 | Cable adjuster plate | | " | 2 6 |
| 295/036 | Cable adjuster plate fixing screw | | " | 2 |
| 4/035 | Cable adjuster | | " | 6 |
| 5/077 | Cable adjuster locknut .. | | " | 2 |
| 4/036 (LE445) | Cable nipple | | " | 2 |
| 295/010 | Throttle stop screws | | " | 9 |
| 4/148 | Throttle stop screws spring .. | | " | 3 |
| 295/012 | Throttle valve | | " | 1 0 |
| 295/038 | Throttle valve spindle and lever | | " | 2 0 |
| 227/005 | Throttle valve screw | | " | 2 |
| 227/007 | Throttle valve screw washer .. | | " | 1 |
| 295/022 | Throttle spindle bush | | " | 4 |
| 295/023 | Throttle spindle bush (lever end) | | " | 6 |
| 295/008 | Throttle cable roller | | " | 3 |
| 295/039 | Throttle lever spring | | " | 6 |
| 295/034 | Throttle lever spring anchor plate | | " | 9 |
| 295/014 | Throttle lever spring anchor plate nut | | " | 2 |
| 1210A | Throttle lever spring anchor plate washer | | " | 1 |
| 295/006 | Starting lever | | " | 2 6 |
| 295/009 | Starting lever screw | | " | 3 |
| 295/018 | Starting lever washer | | " | 1 |
| 95/015 | Starting jet | | " | 8 |
| 95/015 | Spray tube | | " | 8 |
| 95/015 | Pilot bridging fuel jet | | " | 8 |
| 95/015 | Main fuel jet | | " | 8 |
| 95/015 | Compensating fuel jet | | " | 8 |
| 95/014 | Spray tubes | | " | 8 |
| 4/207 | Outlet clip | | " | 2 6 |
| 4/048 | Outlet clip pin | | " | 6 |
| 295/021 | Air adjusting screw | | " | 9 |
| 4/148 | Air adjusting screw spring .. | | " | 3 |
| 295/003 | Float chamber cover | | " | 7 6 |
| 295/015 | Float chamber cover screw .. | | " | 2 |
| 1210A | Float chamber cover screw washer | | " | 1 |
| 295/016 | Float chamber cover joint washer | | " | 3 |
| 13/277 | Float chamber cover plug screw | | " | 9 |
| 13/275 | Float chamber cover plug screw washer | | " | 2 |
| 295/020 | Petrol inlet connection | | " | 1 6 |

All Prices surcharged 5% to cover Postage and Packing. Minimum Charge 6d.

CARBURETTER.



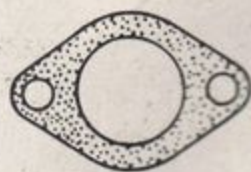
Barnstormers.co.nz

| Part No. | Description. | Qty. | Illus. Page No. | Price Each. |
|-------------------------------|-----------------------------------|------|-----------------|--------------|
| Carburetter—Continued. | | | | |
| | | | | £ s. d. |
| 120/036 | Petrol inlet connection washer | | 30 | 2 |
| 52/082-64 | Float and needle | | " | 3 9 |
| 295/019 | Needle seating | | " | 1 0 |
| 13/177 | Plug screws | | " | 2 |
| 116/147 | Plug screws washer | | " | 1 |
| 295/045 | Filter element | | " | 10 0 |
| 295/042 | Filter element sleeve | | " | 1 0 |
| 295/041 | Filter cup | | " | 1 6 |
| 295/043 | Filter cup washer | | " | 3 |
| 295/044 | Filter cup stirrup | | " | 9 |
| 34/104-5 | Air cleaner felt | | " | 1 6 |
| SILENCER. | | | | |
| LAS64 | Silencer assembly | 1 | 32 | 1 10 6 |
| EXHAUST PIPES. | | | | |
| LE248 | Exhaust pipe, L.H. | 1 | 32 | 7 6 |
| LE249 | Exhaust pipe, R.H. | 1 | " | 7 6 |
| LE236 | Exhaust pipe flange | 2 | " | 1 6 |
| LE391 | Exhaust pipe gasket | 2 | " | 4 |
| LE250 | Exhaust pipe clip | 2 | " | 9 |
| SL108/4 | Exhaust pipe clip bolt | 2 | " | 2 |
| SL6/36 | Exhaust pipe clip bolt washer | 2 | " | 2 (1/1 doz.) |
| SL56/4 | Exhaust pipe clip bolt nut .. | 2 | " | 2 (1/1 doz.) |
| STEERING HEAD. | | | | |
| LAS53 | Steering head assembly | 1 | 33 | 1 17 6 |
| LE197 | Steering head race cup | 2 | — | 2 9 |
| SL110/1 | Steering head fixing bolt | 4 | 33 | 4 |
| SL6/50 | Steering head fixing washer | 4 | " | 2 (1/1 doz.) |
| SL56/7 | Steering head fixing nut | 4 | " | 2 (1/6 doz.) |
| SL109/1 | Steering head fixing bolt | 4 | " | 2d. each |
| SL6/40 | Steering head fixing washer | 4 | " | 2 (1/1 doz.) |
| SL56/38 | Steering head fixing nut | 4 | " | 2 (1/1 doz.) |
| SL109/1 | Top cross tube lug bolt | 4 | " | 2d. each |
| SL6/40 | Top cross tube lug bolt washer | 4 | " | 2 (1/1 doz.) |
| STEERING COLUMN. | | | | |
| LAS47 | Steering column assembly | 1 | 36 | 1 6 3 |
| LE196 | Steering column felt washer | 1 | " | 2 |
| LE195 | Steering column dust cover | 1 | " | 6 |
| LE388 | Taper roller bearing | 2 | " | 14 3 |
| HEAD LOCKNUT. | | | | |
| LAS102 | Head locknut assembly | 1 | 36 | 4 0 |
| LE198 | Fork cross member—Top | 1 | " | 4 6 |


All Prices surcharged 5% to cover Postage and Packing. Minimum Charge 6d.

INDUCTION PIPE ASSEMBLY

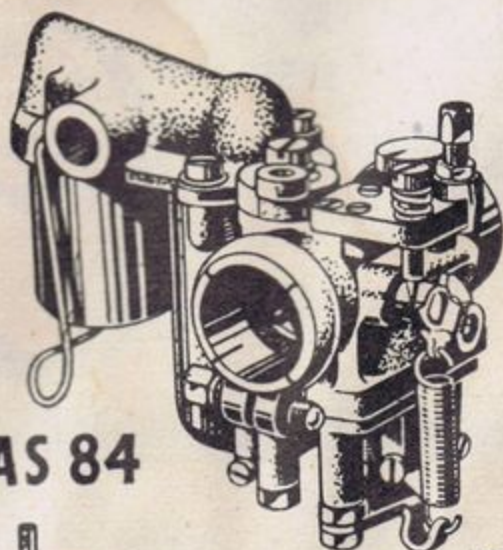
LAS 94



LE 390



CARBURETTOR ASSEMBLY



LAS 84

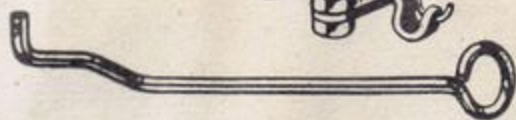
LAS 83



SL107/3




SL6/25



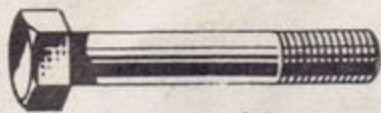
LE478

SILENCER ASSEMBLY



LAS64

EXHAUST PIPE L.H. & R.H.



SL108/4



SL6/36



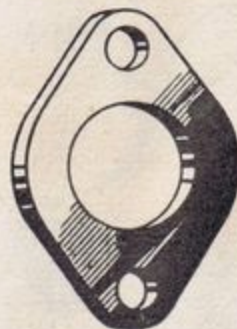
SL56/4



LE 249



LE 391



LE 236

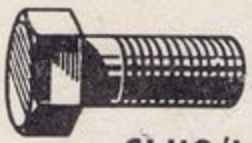


LE 250

LE 248

DAVIDSON MOTOBIKE

STEERING HEAD ASSEMBLY



SL110/1



SL6/50



S56/7




SL109/1



SL6/40




SL56/38



LAS53

PETROL TANK ASSEMBLY

LAS73



SL108/1



LE367



SL56/4



KA6/6



LE403



LE404



LE405



LAS125



A37

SADDLE FIXING



LE317



SL107/1



LE366



SL56/2



LE434



K146



LE432




LE433



LE367

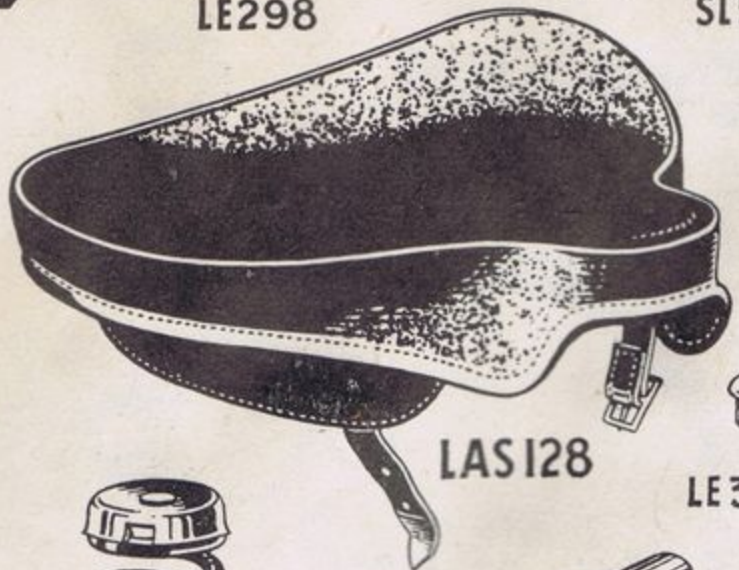


SL56/4



LE298

SADDLE ASSEMBLY



LAS128



LE380


LE435

LE314

LE299

LAS96

LE307



LE305



SL109/1




LE368



SL56/38

LAS126



LAS75


| Part No. | Description. | Qty. | Illus. Page No. | Price Each. |
|-----------------------|--|------|--------------------------|--------------|
| FRONT FORK. | | | | £ s. d. |
| LAS136 | Complete front fork (less bearings) | 1 | — | 8 10 0 |
| LAS122 | Front fork strut assembly, L.H. | 1 | 36 | 2 15 6 |
| LAS123 | Front fork strut assembly, R.H. | 1 | " | 3 0 6 |
| LAS48 | Front fork tube assembly .. | 2 | " | 1 4 0 |
| LAS49 | Fork slider tube assembly, L.H. | 1 | " | 1 1 0 |
| LAS50 | Fork slider tube assembly, R.H. | 1 | " | 1 5 6 |
| LE116 | Fork tube bush | 2 | " | 2 6 |
| LE191 | Fork tube circlip | 2 | " | 1 |
| LE215 | Fork slider bush (top) .. | 2 | " | 2 0 |
| LE204 | Fork dust cover | 2 | " | 5 6 |
| LE229 | Fork spring | 2 | " | 5 0 |
| LE187 | Fork lock ring | 2 | " | 2 3 |
| SL56/34 | Fork nut | 2 | " | 3 |
| SL6/64 | Fork nut washer | 2 | " | 2 (1/1 doz.) |
| SL109/4 | Fork clamp bolt | 1 | " | 2d. each |
| LE368 | Fork clamp bolt lockwasher .. | 1 | " | 2 (1/1 doz.) |
| PETROL TANK. | | | | |
| LAS73 | Petrol tank assembly | 1 | 33 | 1 7 6 |
| SL108/1 | Petrol tank fixing bolt .. | 4 | " | 2 |
| LE367 | Petrol tank fixing bolt lockwasher | 4 | " | 2 (1/1 doz.) |
| SL56/4 | Petrol tank fixing bolt nut .. | 4 | " | 2 (1/1 doz.) |
| LE403 | Petrol tank rubber sleeve .. | 1 | " | 6 |
| LE404 | Petrol tank hose | 1 | " | 7 |
| LE405 | Petrol tank damper felt .. | 1 | " | 7 |
| KA6/6 | Petrol tank filler cap .. | 1 | " | 4 5 |
| LAS125 | Petrol tap | 1 | " | 4 7 |
| A37 | Petrol tap gasket | 1 | " | 2 (1/1 doz.) |
| LE434 | Petrol tap union | 1 | " | 10 |
| K146 | Petrol tap union nut | 1 | " | 5 |
| LE432 | Petrol hose clip | 2 | } Not sold separately | 6 |
| LE433 | Petrol hose clip pin | 2 | | |
| SADDLE FIXING. | | | | |
| LE317 | Saddle fixing bracket (rear) .. | 2 | 33 | 1 6 |
| SL107/1 | Saddle fixing bracket pin .. | 4 | " | 8 |
| LE366 | Saddle fixing bracket lockwasher | 4 | " | 2 (1/1 doz.) |
| SL56/2 | Saddle fixing bracket nut .. | 4 | " | 2 (1/1 doz.) |
| SADDLE. | | | | |
| LAS138 | Saddle complete | 1 | — | 2 10 0 |
| LAS96 | Saddle frame assembly .. | 1 | 33 | 18 6 |
| LE314 | Saddle frame | 1 | " | 7 6 |
| LE299 | Saddle spring dish | 2 | " | 9 |
| LE435 | Saddle spring dish rivet .. | 2 | " | 2 |
| LE307 | Saddle spring | 2 | " | 3 9 |
| LE305 | Saddle spring seat | 2 | " | 1 0 |
| SL109/1 | Saddle spring fixing bolt (front) | 2 | " | 2 |
| LE368 | Saddle spring fixing bolt lockwasher | 2 | " | 2 (1/1 doz.) |
| SL56/38 | Saddle spring fixing bolt nut | 2 | " | 2 (1/1 doz.) |
| LAS126 | Saddle spring assembly .. | 2 | " | 5 0 |

All Prices surcharged 5% to cover Postage and Packing. Minimum Charge 6d.

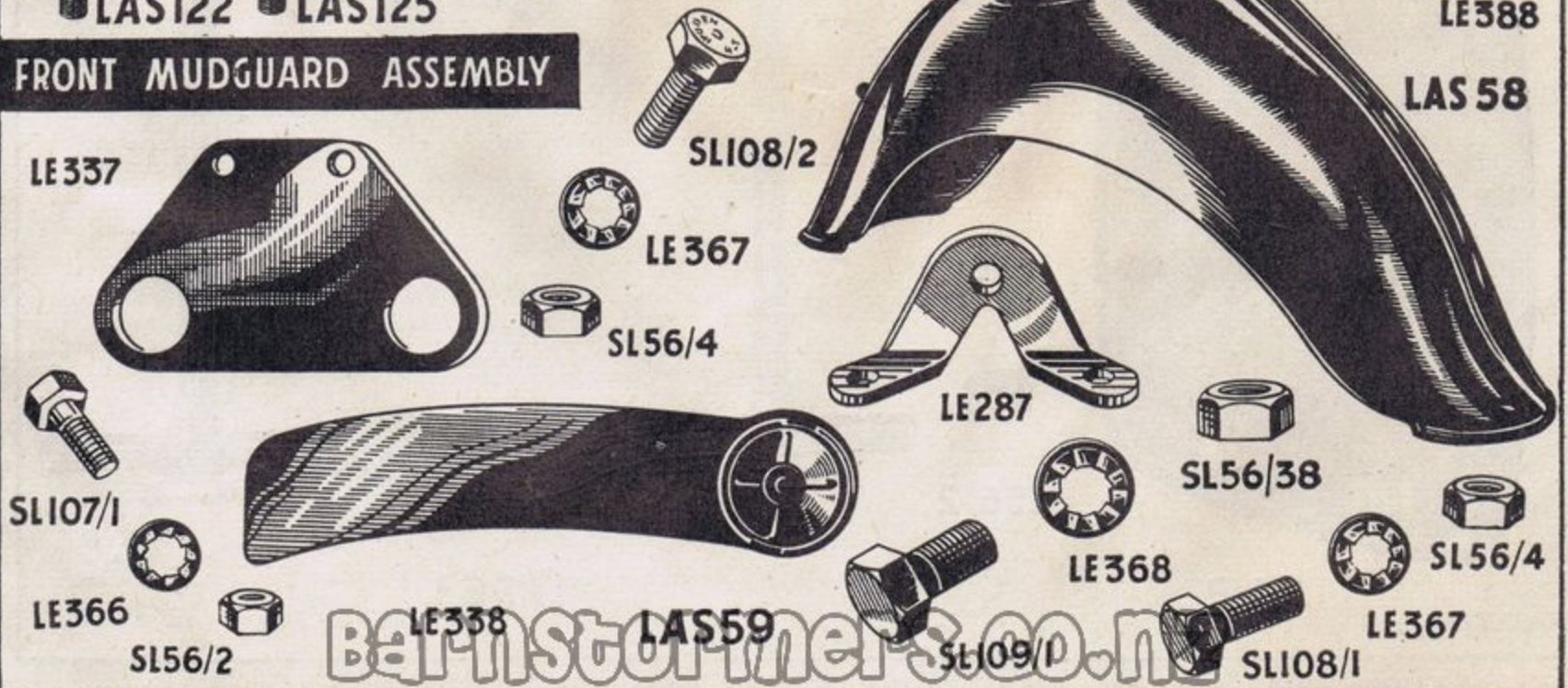
| Part No. | Description. | Qty. | Illus. Page No. | Price Each. |
|--|--|------|-----------------|--------------|
| Saddle—Continued. | | | | £ s. d. |
| LAS128 | Saddle cover | 1 | 33 | 1 8 6 |
| LAS75 | Saddle fixing bracket (front) | 1 | " | 2 10 |
| LE380/3 | Saddle fixing bracket rivet .. | 4 | " | 1 (9d. doz.) |
| TOOLBOX COVER AND BATTERY BOX ASSEMBLY. | | | | |
| LAS139 | Toolbox cover with medallion and patents plate | 1 | — | 6 6 |
| LE297 | Tool box cover clip | 1 | 37 | 2 |
| LE380/3 | Tool box cover clip rivet .. | 2 | " | 1 (9d. doz.) |
| LE310 | Battery fixing strap | 1 | " | 1 0 |
| SL107/4 | Battery fixing strap pin | 1 | " | 8 |
| SL6/25 | Battery fixing strap washer .. | 1 | " | 2 (1/1 doz.) |
| SL56/2 | Battery fixing strap nut | 1 | " | 2 (1/1 doz.) |
| FRAME AND REAR MUDGUARD. | | | | |
| LAS124 | Frame and mudguard assembly with medallion, patents plate and damper felts | 1 | 37 | 6 10 0 |
| A20 | Rubber sleeve | 1 | " | 5 |
| REAR NUMBER PLATE AND FRAME TUBE. | | | | |
| LE319 | Rear number plate | 1 | 37 | 3 8 |
| SL107/1 | Rear number plate pin | 4 | " | 8 |
| LE366 | Rear number plate lockwasher | 4 | " | 2 (1/1 doz.) |
| SL56/2 | Rear number plate nut | 4 | " | 2 (1/1 doz.) |
| LAS63 | Frame tube assembly | 1 | " | 3 0 0 |
| LE277 | Cross tube end cap | 4 | " | 2 |
| FRONT MUDGUARD ASSEMBLY. | | | | |
| LAS58 | Front mudguard assembly | 1 | 36 | 1 2 6 |
| SL108/2 | Front mudguard bolt | 2 | " | 2d. each |
| LE367 | Front mudguard bolt lockwasher | 2 | " | 2 (1/1 doz.) |
| SL56/4 | Front mudguard bolt nut | 2 | " | 2 (1/1 doz.) |
| LAS59 | Front number plate assembly .. | 1 | " | 3 6 |
| LE338 | Front number plate | 1 | " | 1 0 |
| SL107/1 | Front number plate pin | 2 | " | 8 |
| LE366 | Front number plate pin lockwasher | 2 | " | 2 (1/1 doz.) |
| SL56/2 | Front number plate pin nut .. | 2 | " | 2 (1/1 doz.) |
| LE287 | Horn bracket | 1 | " | 1 3 |
| SL109/1 | Horn bracket bolt | 1 | " | 2d. each |
| LE368 | Horn bracket bolt lockwasher .. | 1 | " | 2 (1/1 doz.) |
| SL56/38 | Horn bracket bolt nut | 1 | " | 2 (1/1 doz.) |
| SL108/1 | Horn bracket bolt | 2 | " | 2d. each |
| LE367 | Horn bracket bolt lockwasher | 2 | " | 2 (1/1 doz.) |
| SL56/4 | Horn bracket bolt nut | 2 | " | 2 (1/1 doz.) |

All Prices surcharged 5% to cover Postage and Packing. Minimum Charge 6d.

FRONT FORK STRUT ASSEMBLY L-H & R-H



FRONT MUDGUARD ASSEMBLY



TOOL BOX COVER & BATTERY BOX ASSEMBLY



LE297



LE380



LE310



SL107/4




SL6/25



SL56/2

FRAME & MUDGUARD ASSEMBLY



LAS124



A20

REAR NUMBER PLATE AND FRAME TUBE ASSEMBLY



LE319



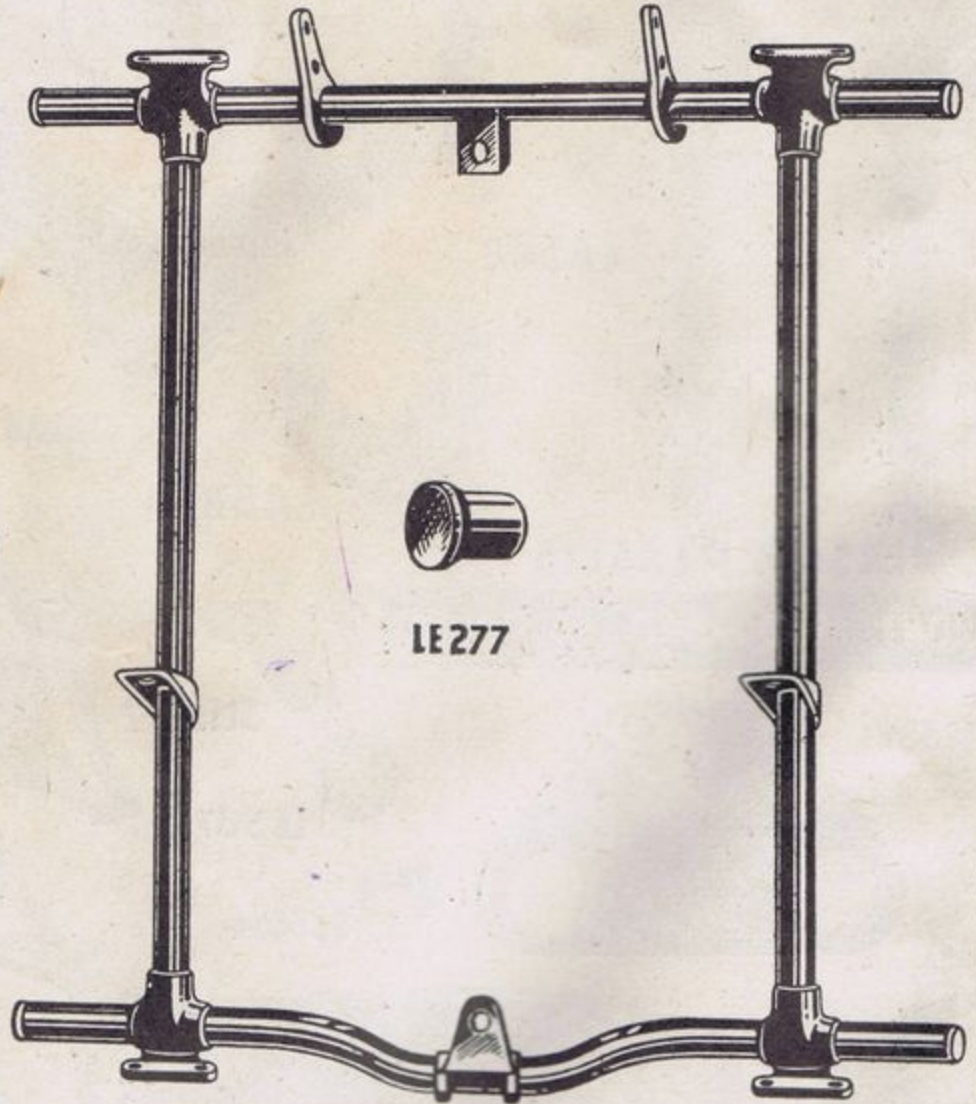
SL107/1



LE366



SL56/2



LE277

LAS63

| Part No. | Description. | Qty. | Illus. Page No. | Price Each. |
|-----------------------------------|--|------|-----------------|---------------------------|
| FRONT WHEEL AND FRONT HUB. | | | | £ s. d. |
| LAS80 | Front wheel assembly | 1 | 40 | 4 19 6 |
| LE382 | Front wheel rim | 1 | " | 1 0 0 |
| LE423 | Front wheel spoke | 20 | " | 1 |
| LE425 | Front wheel spoke | 20 | " | 1 |
| LE426 | Front wheel spoke nipple .. | 40 | " | 1 |
| LE150 | Front wheel spindle | 1 | " | 4 9 |
| LE370 | Front wheel spindle lockwasher | 1 | " | 2 (1/1 doz.) |
| LE213 | Front wheel distance piece .. | 1 | " | 2 0 |
| SL56/34 | Front wheel spindle nut | 1 | " | 3 |
| LE417 | Front wheel rim band | 1 | — | } at Maker's Price. |
| LE422 | Front wheel tyre | 1 | — | |
| LE416 | Front wheel inner tube | 1 | — | |
| LAS34 | Front hub with brake assembly | 1 | 40 | 4 10 0 |
| LAS33 | Front hub assembly | 1 | " | 2 16 0 |
| | (N.B. Includes :—hub shell, distance tube, hollow spindle, lockring, dust cover assembly, grease retainers and two bearings) | | | |
| LAS32 | Front hub shell assembly | 1 | 40 | 1 10 0 |
| LAS112 | Brake plate and shoes assembly | 1 | " | 1 2 6 |
| LAS54 | Brake plate (bushed) | 1 | " | 8 6 |
| LE376 | Brake plate bush | 1 | " | 6 |
| LE133 | Hub lock ring | 1 | " | 3 0 |
| LE134 | Hub grease retainer | 2 | " | 3 |
| LE135 | Hub distance tube | 1 | " | 2 0 |
| LAS26 | Hub dust cover assembly | 1 | " | 1 3 |
| LE383 | Hub ball bearing | 2 | " | 12 10 |
| LE138 | Hub hollow spindle | 1 | " | 5 8 |

BRAKE SHOES.

| | | | | |
|---------|-------------------------------|----|----|--------------|
| LAS51 | Brake shoe assembly, L.H. .. | 1 | 39 | 4 0 |
| LAS52 | Brake shoe assembly, R.H. .. | 1 | " | 4 0 |
| LE145 | Brake shoe slipper | 2 | " | 3 |
| LE188 | Brake shoe lining | 2 | " | 2 0 |
| LE371 | Brake shoe lining rivet | 10 | " | 4d. doz. |
| LE142 | Brake shoe fulcrum | 1 | " | 5d. each |
| SL109/3 | Brake shoe fulcrum bolt | 1 | " | 9 |
| SL56/38 | Brake shoe fulcrum nut | 1 | " | 2 (1/1 doz.) |
| SL6/40 | Brake shoe fulcrum washer .. | 2 | " | 2 (1/1 doz.) |
| LE151 | Brake shoe spring | 2 | " | 3 |

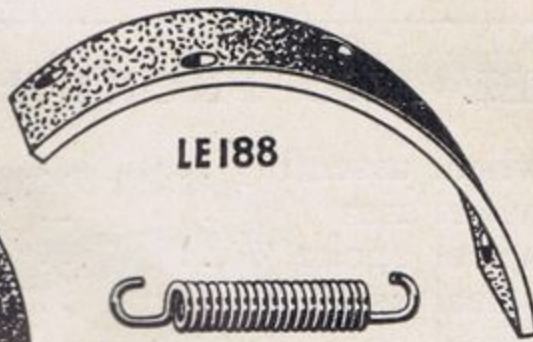
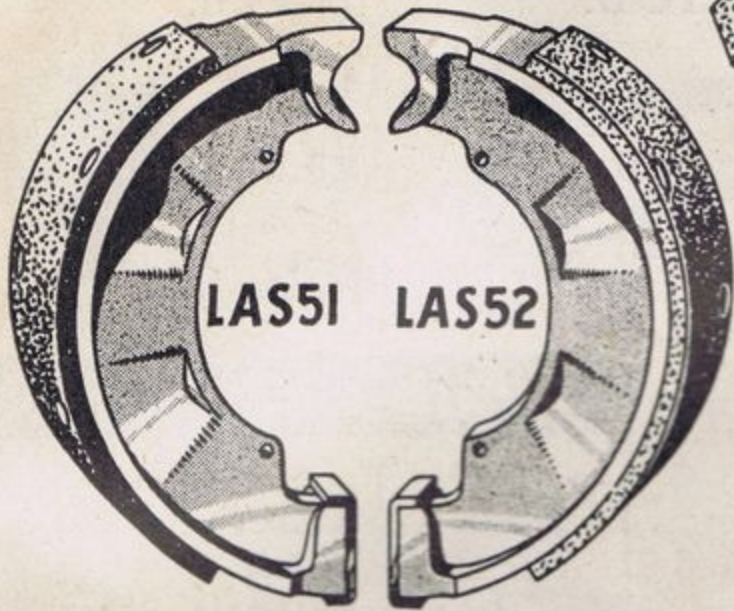
BRAKE CAM.

| | | | | |
|--------|--------------------------------|---|----|--------------|
| LAS27 | Brake cam assembly | 1 | 39 | 2 6 |
| LE376 | Brake cam bush | 1 | " | 6 |
| LE106 | Brake cam felt washer | 1 | " | 1 |
| SL6/36 | Brake cam washer | 1 | " | 2 (1/1 doz.) |
| SL56/4 | Brake cam nut | 1 | " | 2 (1/1 doz.) |
| LE209 | Brake lever | 1 | " | 10 |
| LE74 | Brake cable shackle | 1 | " | 6 |
| LE73 | Brake cable shackle clevis pin | 1 | " | 3 |
| SL71/2 | Split cotter | 1 | " | 2 (1/1 doz.) |



All Prices surcharged 5% to cover Postage and Packing. Minimum Charge 6d.

BARNSTONERS.CO.UK

FRONT WHEEL BRAKE SHOES ASSEMBLY




FRONT WHEEL BRAKE CAM ASSEMBLY



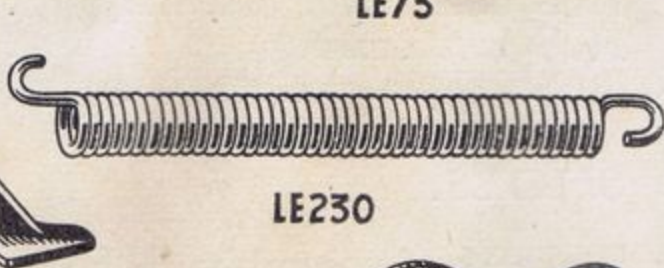
STAND ASSEMBLY



LE175



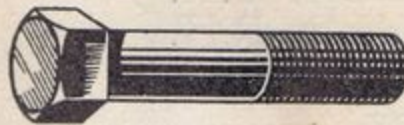
LAS44



LE230



LE176



SL110/3



SL6/50

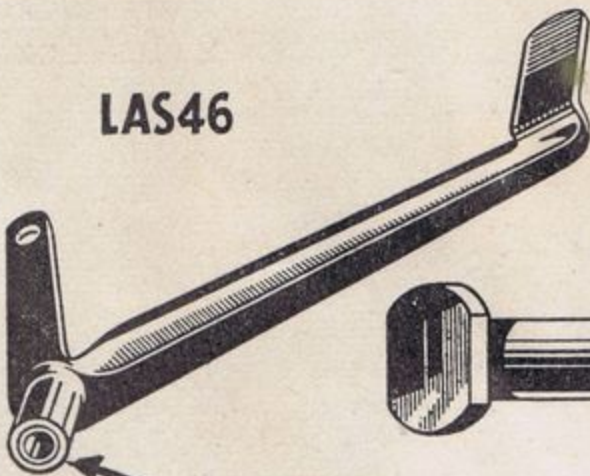


LE369

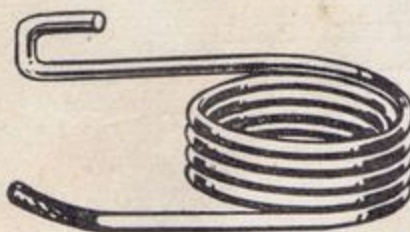


SL56/7

BRAKE PEDAL ASSEMBLY (BUSHED)



LAS46




LE354



LE74



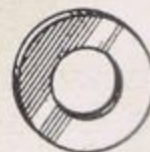
LE73



SL71/2



LE179



SL6/50




LE369




SL56/7


STARTER LINK



LE174




LE73




SL71/2

**FRONT WHEEL ASSEMBLY
AND
FRONT HUB ASSEMBLY**




LAS80



LAS34



LAS33



LAS32




LE370



SL56/34



LE213

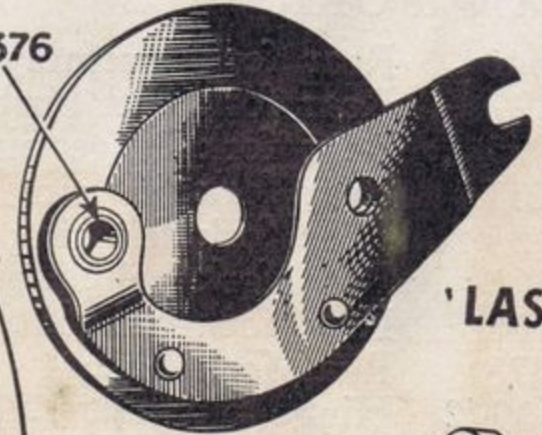


LAS 112

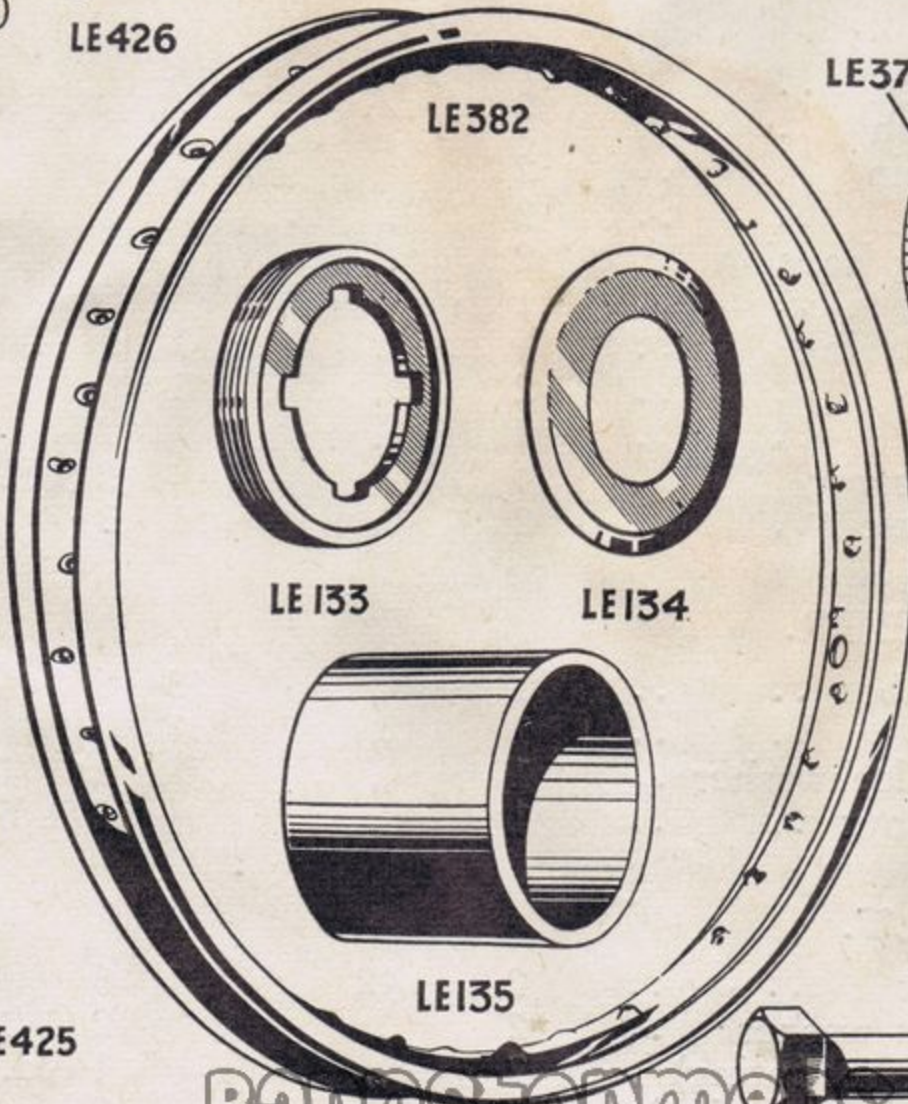


LE426

LE376



LAS54




LE382



LE133



LE134



LE135




LE138



LAS26



LE 383



LE150

LE425

LE423


| Part No. | Description. | Qty. | Illus. Page No. | Price Each. |
|----------------------------|-----------------------------------|------|-----------------|--------------|
| STAND. | | | | £ s. d. |
| LAS44 | Stand assembly | 1 | 39 | 1 5 9 |
| LE230 | Stand spring | 1 | " | 1 6 |
| LE175 | Stand arm bush | 4 | " | 6 |
| LE176 | Stand arm spacer | 2 | " | 8 |
| SL110/3 | Stand bolt | 1 | " | 4 |
| SL6/50 | Stand bolt washer | 1 | " | 2 (1/1 doz.) |
| LE369 | Stand bolt lockwasher | 1 | " | 2 (1/1 doz.) |
| SL56/7 | Stand bolt nut | 1 | " | 2 (1/6 doz.) |
| BRAKE PEDAL. | | | | |
| LAS46 | Brake pedal assembly (bushed) | 1 | 39 | 13 6 |
| LE376 | Brake pedal bush | 2 | " | 6 |
| LE179 | Brake pedal fulcrum | 1 | " | 3 9 |
| SL6/50 | Brake pedal fulcrum washer .. | 1 | " | 2 (1/1 doz.) |
| LE369 | Brake pedal fulcrum lockwasher | 1 | " | 2 (1/1 doz.) |
| SL56/7 | Brake pedal fulcrum nut | 1 | " | 2 (1/6 doz.) |
| LE354 | Brake pedal return spring | 1 | " | 8 |
| LE74 | Brake pedal cable shackle | 1 | " | 6 |
| LE73 | Brake pedal clevis pin | 1 | " | 3 |
| SL71/2 | Brake pedal split cotter | 1 | " | 2 (1/1 doz.) |
| STARTER LINK. | | | | |
| LE174 | Starter link | 2 | 39 | 9 |
| LE73 | Starter link clevis pin | 2 | " | 3 |
| SL71/2 | Starter link split cotter | 2 | " | 2 (1/1 doz.) |
| REAR FORK. | | | | |
| LAS40 | Rear fork assembly | 1 | 42 | 3 16 0 |
| LE377 | Rear fork end bush | 1 | " | 6 |
| LE155 | Rear fork hinge pin | 2 | " | 5 0 |
| LE107 | Rear fork felt ring | 2 | " | 1 |
| LE103 | Rear fork felt ring housing | 2 | " | 7 |
| LE105 | Rear fork bell | 1 | " | 2 6 |
| LE108 | Rear fork bell felt ring | 1 | " | 1 9 |
| LE378 | Rear fork bush | 2 | " | 1 0 |
| SL109/2 | Hinge pin bolt | 4 | " | 2 |
| SL6/40 | Hinge pin bolt washer | 4 | " | 2 (1/1 doz.) |
| LE397 | Hinge pin nut plate | 2 | " | 1 3 |
| FRAME CROSS MEMBER. | | | | |
| LE180 | Frame cross member | 1 | 42 | 13 6 |
| LE178 | Brake cable stop | 1 | " | 1 6 |
| LE369 | Brake cable stop lockwasher .. | 1 | " | 2 (1/1 doz.) |
| SL56/7 | Brake cable stop nut | 1 | " | 2 (1/6 doz.) |
| ENGINE FIXING BOLT. | | | | |
| LE470 | Engine fixing bolt | 2 | 42 | 1 6 |
| SL6/50 | Engine fixing bolt washer | 2 | " | 2 (1/1 doz.) |
| LE247/2 | Rubber ring (rear mounting) | 7 | " | 1 (9d. doz.) |
| LE252/2 | Rubber buffer (rear mounting) | 7 | " | 2d. each |

All Prices surcharged 5% to cover Postage and Packing. Minimum Charge 6d.

REAR FORK ASSEMBLY



LAS40




LE155



LE107



LE103



LE105



LE378



LE108



LE377



SL109/2



SL6/40



LE397


FRAME CROSS MEMBER




SL56/7



LE369



LE178



LE180

ENGINE FIXING BOLT



LE470



SL6/50

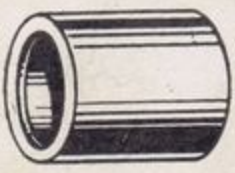


LE252/2




LE247/2


REAR SPRING UNIT



LE232



LAS56



LE223



LE228



LE219



LE221



LE220



LAS57



SL109/5



LE226



SL6/40



SL110/2



LE217




LE369

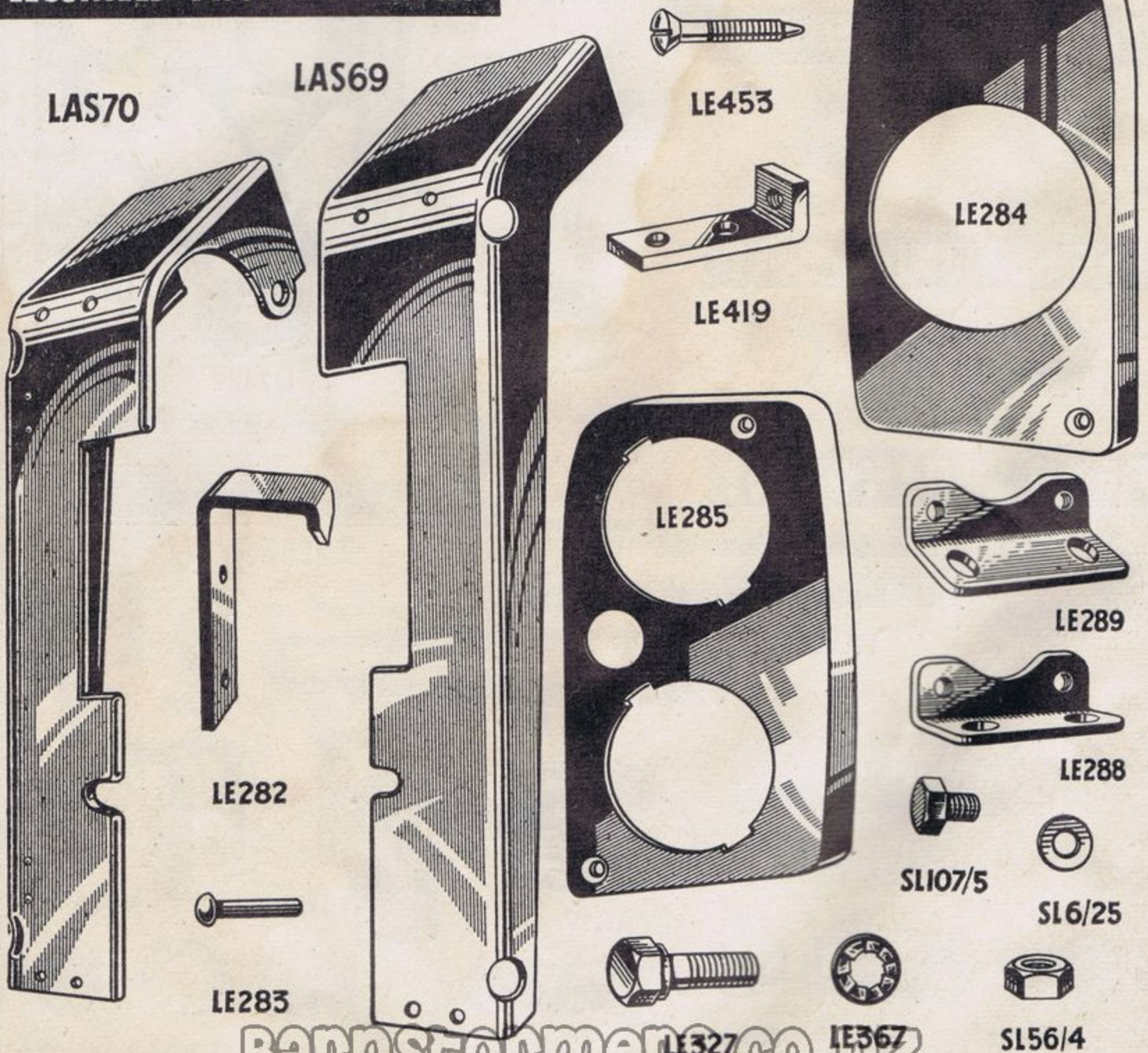


SL56/7

FOOTBOARD & MAT ASSEMBLY



LEGSHIELD ASSEMBLY L.H. & R.H.



| Part No. | Description. | Qty. | Illus. Page No. | Price Each. |
|--------------------------------------|--------------------------------|------|-----------------|--------------|
| Engine Fixing Bolt—Continued. | | | | £ s. d. |
| LE247/2 | Rubber ring (front mounting) | 2 | 42 | 1 (9d. doz.) |
| LE252/2 | Rubber buffer (front mounting) | 2 | " | 2d. each |
| LAS133 | Engine fixing bracket assembly | 1 | — | 3 9 |

REAR SPRING UNIT.

| | | | | |
|---------|----------------------------------|---|----|--------------|
| LAS137 | Rear Spring unit—complete .. | 2 | — | 2 2 0 |
| LAS55 | Damper Tube assembly .. | 2 | 42 | 7 6 |
| LAS56 | Damper strut assembly .. | 2 | " | 6 0 |
| LE223 | Damper strut | 2 | " | 4 6 |
| LE232 | Damper strut bush | 2 | " | 1 3 |
| LE233 | Damper strut circlip | 2 | " | 1 |
| LE228 | Rear spring | 2 | " | 5 9 |
| LE219 | Rear spring seat | 4 | " | 2 6 |
| LE221 | Rear spring lug (fixed) .. | 2 | " | 3 10 |
| LE220 | Rear spring lug | 2 | " | 3 9 |
| LAS57 | Rear spring lug eyebolt assembly | 2 | " | 3 6 |
| LE226 | Rear spring lug eyebolt nut .. | 2 | " | 6 |
| SL6/40 | Rear spring lug eyebolt washer | 2 | " | 2 (1/1 doz.) |
| LE377 | Rear spring lug eyebolt bush .. | 2 | " | 6 |
| SL110/2 | Rear spring leg bolt | 4 | " | 3 |
| LE217 | Rear spring leg bolt bush .. | 4 | " | 1 0 |
| LE369 | Rear spring leg bolt lock washer | 4 | " | 2 (1/1 doz.) |
| SL56/7 | Rear spring leg bolt nut .. | 4 | " | 2 (1/1 doz.) |
| SL109/5 | " " lug bolt | 1 | — | 2 |

FOOTBOARD AND MAT.

| | | | | |
|---------|--|---|----|--------------|
| LAS66 | Footboard and mat assembly .. | 2 | 43 | 12 6 |
| LE258 | Footboard bracket, L.H. .. | 1 | " | 3 3 |
| LE259 | Footboard bracket, R.H. .. | 1 | " | 3 3 |
| LE327 | Footboard Fixing bolt—front .. | 4 | " | 6 |
| LE367 | Footboard fixing bolt lock washer | 4 | " | 2 (1/1 doz.) |
| SL56/4 | Footboard fixing bolt nut .. | 4 | " | 2 (1/1 doz.) |
| SL108/2 | Footboard fixing bolt (rear—long) | 2 | " | 2d. each |
| SL108/1 | Footboard fixing bolt (rear—short) | 2 | " | 2 |
| SL56/4 | Footboard fixing bolt nut .. | 4 | " | 2 (1/1 doz.) |
| LE367 | Footboard fixing bolt lock washer | 4 | " | 2 (1/1 doz.) |
| LE286 | Footboard rubber mat .. | 2 | " | 2 0 |

LEGSIELDS.





| | | | | |
|---------|---|----------------------|----|--------------|
| LAS69 | Legshield assembly, L.H. .. | 1 | 43 | 18 0 |
| LAS70 | Legshield assembly, R.H. .. | 1 | " | 1 0 0 |
| LE284 | Legshield top cover, L.H. .. | 1 | " | 2 3 |
| LE285 | Legshield top cover, R.H. .. | 1 | " | 2 3 |
| LE282 | Legshield inflator fixing lug (R.H. only) | 2 | " | 4 |
| LE380/4 | Legshield inflator fixing lug rivet | { 8-R.H. 4-L.H.,, | | 1 (9d. doz.) |
| LE288 | Legshield bracket—bottom .. | | | 2 3 |
| LE289 | Legshield bracket—top .. | 2 | " | 2 3 |
| SL107/5 | Legshield fixing pin | 8 | " | 8 |
| SL6/25 | Legshield fixing pin washer .. | 8 | " | 2 (1/1 doz.) |
| LE327 | Legshield fixing bolt | 4 | " | 6 |
| LE367 | Legshield fixing bolt lock washer | 4 | " | 2 (1/1 doz.) |
| SL56/4 | Legshield fixing bolt nut .. | 4 | " | 2 (1/1 doz.) |
| LE419 | Legshield cover fixing lug .. | 4 | " | 6 |
| LE453 | Legshield cover fixing pin .. | 4 | " | 3 |

All Prices surcharged 5% to cover Postage and Packing. Minimum Charge 6d.

| Part No. | Description. | Qty. | Illus. Page No. | Price Each. |
|------------------------------------|--|------|-----------------|--------------|
| RADIATOR. | | | | £ s. d. |
| LAS101 | Radiator assembly | 1 | 46 | 7 14 0 |
| LE352 | Radiator filler cap | 1 | " | 2 0 |
| LE351 | Radiator filler cap gasket | 1 | " | 4 |
| LE253 | Radiator fixing bolt | 3 | " | 7 |
| SL56/38 | Radiator fixing bolt nut | 3 | " | 2 (1/1 doz.) |
| SL6/40 | Radiator fixing bolt washer | 3 | " | 2 (1/1 doz.) |
| LE252 | Radiator fixing rubber buffer.. .. | 3 | " | 2d. each |
| LE245 | Radiator water feed pipe L.H. | 1 | " | 2 9 |
| LE246 | Radiator water feed pipe R.H. | 1 | " | 3 0 |
| LE239 | Radiator joint hose | 8 | " | 6 |
| LE396 | Radiator joint hose clip | 16 | " | 10 |
| LE247 | Radiator fixing rubber ring | 3 | " | 1 |
| LE345/2 | Radiator water uptake pipe | 2 | " | 2 6 |
| LAS127 | Air cleaner assembly | 1 | " | 12 6 |
| LE449 | Air intake sleeve | 1 | " | 8 |
| HANDLEBAR. | | | | |
| LAS99 | Handlebar assembly—as illus- trated | 1 | 46 | 1 14 6 |
| LE406 | Handlebar lever | 2 | " | 2 6 |
| LE430 | Handlebar lever pin | 2 | " | 6 |
| SL6/25 | Handlebar lever pin plain washer | 2 | " | 2 (1/1 doz.) |
| SL56/2 | Handlebar lever pin nut | 2 | " | 2 (1/1 doz.) |
| LE428 | Cable swivel | 2 | " | 4 |
| LAS97 | Handlebar twist grip | 1 | " | 10 6 |
| LE446 | Handlebar grip | 1 | " | 1 6 |
| PANNIER SECTION. | | | | |
| LAS130 | Pannier bag | 2 | 47 | 17 6 |
| LAS131 | Pannier bag frame L.H. | 1 | " | 8 9 |
| LAS132 | Pannier bag frame R.H. | 1 | " | 8 9 |
| SL107/1 | Pannier frame fixing pins | 8 | " | 8 |
| LE366 | Pannier frame fixing lock washer | 8 | " | 2 (1/1 doz.) |
| SL56/2 | Pannier frame fixing nut | 8 | " | 2 (1/1 doz.) |
| LE458/9/ 60 | Licence holder front (glass, rubber ring and rim) | 1 | " | 1 3 |
| LE467 | "Velocette" medallion | 1 | " | 1 6 |
| LE468 | Patents No. plate | 1 | " | 9 |
| CABLE AND OTHER ASSEMBLIES. | | | | |
| LAS115 | Clutch cable assembly | 1 | 49 | 5 6 |
| LAS116 | Throttle cable assembly | 1 | " | 3 0 |
| LAS113 | Front brake cable assembly | 1 | " | 5 0 |
| LAS114 | Rear brake cable assembly | 1 | " | 3 6 |
| LAS90 | Speedometer | 1 | " | 3 0 0 |
| LAS91 | Speedometer drive cable | 1 | " | 16 0 |

All Prices surcharged 5% to cover Postage and Packing. Minimum Charge 6d.

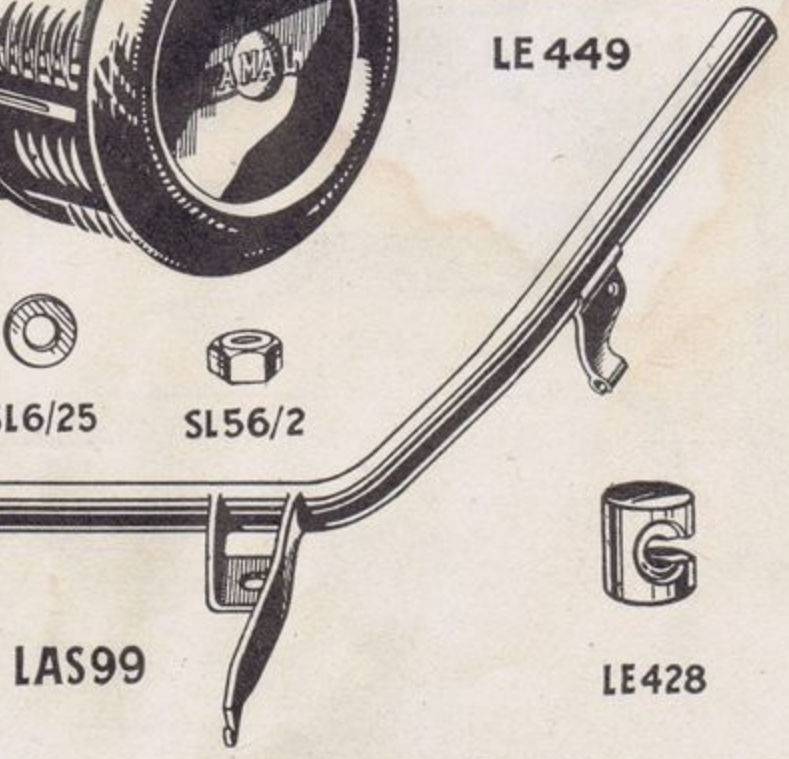

RADIATOR ASSEMBLY



HANDLEBAR ASSEMBLY



LAS127



PANNIER SECTION




SL56/2



LE366



SL107/1



LAS131

LAS132



LE468



LE467



LE458

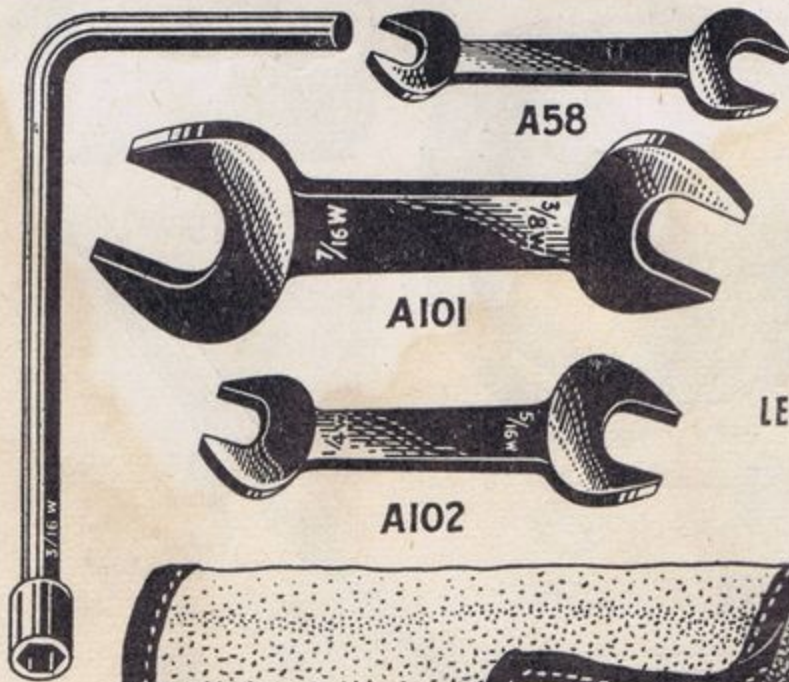


LE460



LE459

TOOL KIT




A58

A101

A102

LE482



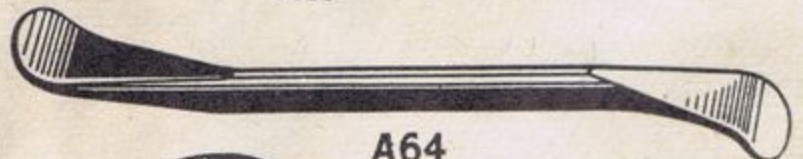
LE484



LE483

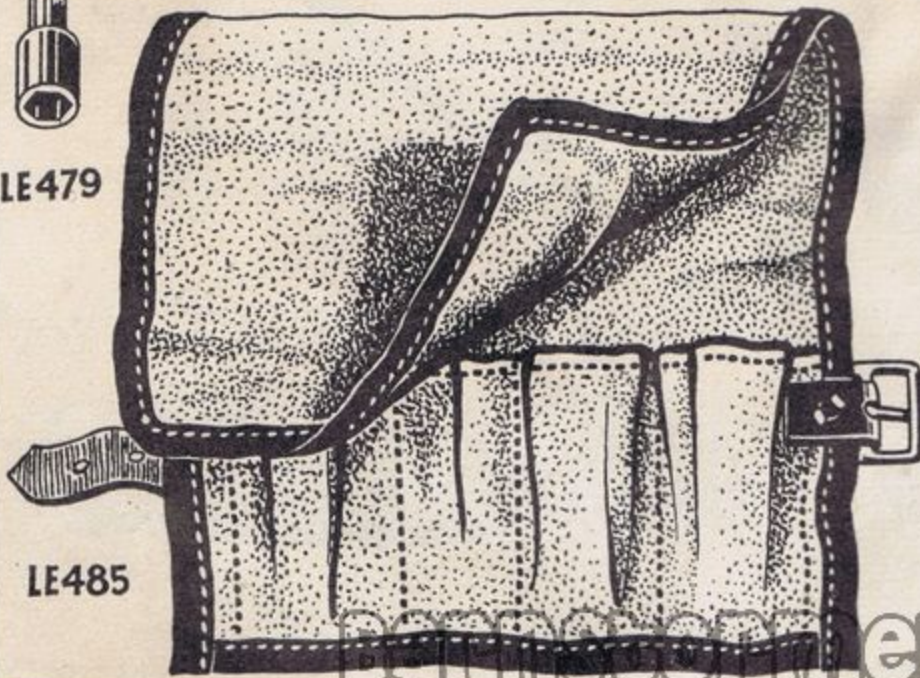


A57



A64


LE479



LE485



LE481

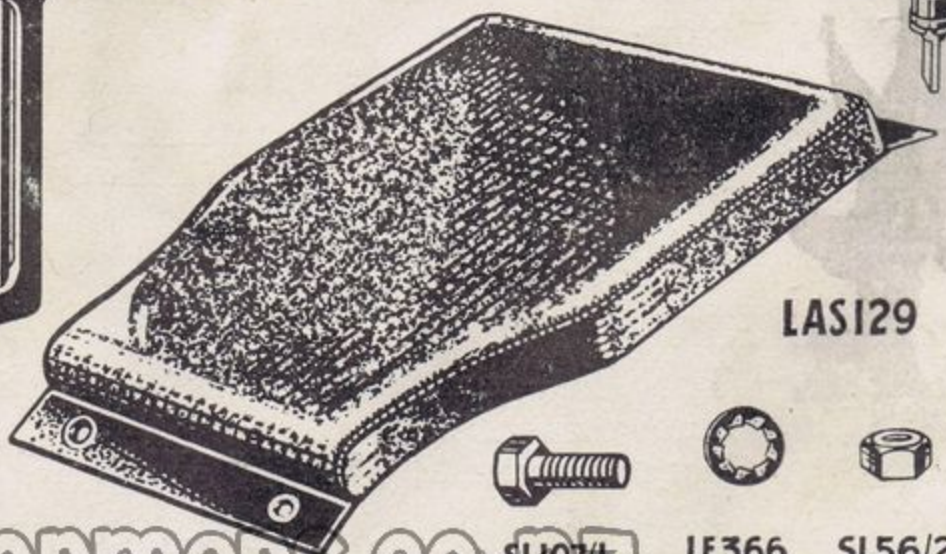


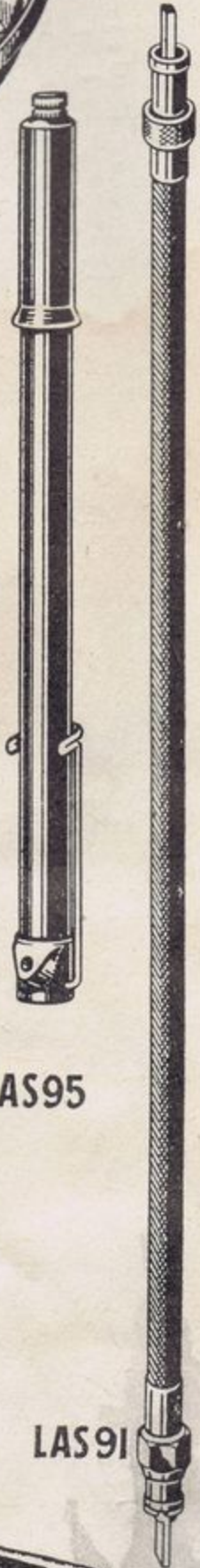

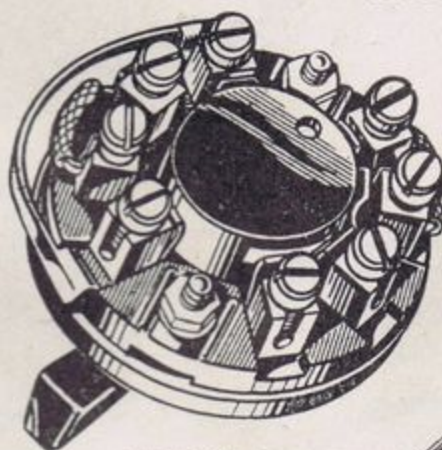
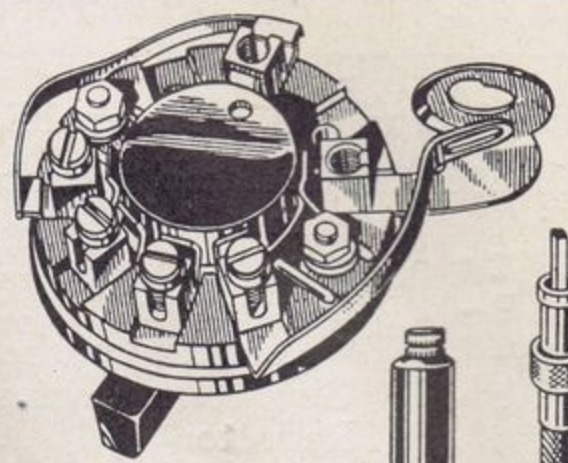

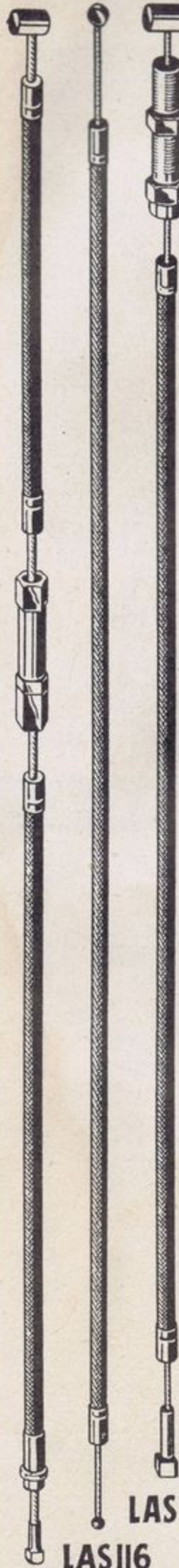


LE480

| Part No. | Description. | Qty. | Illus. Page No. | Price Each. |
|--|---|------|-----------------|--------------|
| Cable and other Assemblies—Continued. | | | | £ s. d. |
| LAS86 | Headlamp assembly (63E) .. | 1 | 49 | 2 0 0 |
| 63/1 | Lamp body | | | 8 6 |
| 62/2 | Front rims | | | 6 0 |
| 62/3 | Domed glass | | | 2 6 |
| 62/4 | "Kautex" washer | | | 1 0 |
| 62/5 | Glass fixing wires (set of 4) .. | | | 1 0 |
| 62/6 | Reflector | | — | 8 0 |
| 63/7 | Bulb holder housing complete.. | | | 4 0 |
| 62/12 | Side bracket screws and washers (set of 2 each) | | | 9 |
| S107 | Main bulb, 6v. 24/24 watt S.B.C. | | | |
| S108 | Pilot bulb, 6v., 3 watt S.C.C. .. | | | |
| 157 | Diplite switch | | | 4 0 |
| 157/1 | Diplite switch cable | | | 1 0 |
| LAS87 | Switch assembly (lighting) .. | 1 | 49 | 8 6 |
| 62/10 | Switch cover (dim, off, full) .. | | | 1 0 |
| 62/11 | Switch control lever | | | 1 0 |
| R229 | Switch rotary centre | | | 2 6 |
| LAS/B | Switch base with contacts (less R229) | | | 4 9 |
| LAS92 | Switch assembly (ignition) .. | 1 | 49 | 10 0 |
| LAS/C | Ignition switch cover | | | 1 0 |
| 62/11 | Control lever | | | 1 0 |
| R229 | Rotary centre | | | 2 6 |
| LAS/D | Switch base with contact and bulb holder | | | 6 0 |
| | Warning bulb, 6.2 volt, 3 amp (or 6 volt, 0.4 amp).. .. . | | | 9 |
| LAS88 | Rear lamp (36E) | 1 | 49 | 7 6 |
| 36/1 | Lamp body with contact termi- nal and bulb holder.. .. . | | | 3 6 |
| 36/2 | Celluloid window | | | 6 |
| 36/3 | Ruby lens | | | 9 |
| 36/4 | Lens mount (plated) | | | 2 0 |
| 36/5 | Lens mount retaining wire | | | 6 |
| S107 | Bulb, 6v., 3 watt S.C.C. | | | |
| LAS93 | Wiring assembly | | | 1 0 9 |
| LAS89 | Accumulator | 1 | 49 | 1 16 6 |
| LAS95 | Inflator | 1 | " | 8 3 |
| LAS111 | Horn assembly (horn 15/-, switch and cable 3/10) | 1 | " | 18 10 |
| LAS129 | Pillion seat pad | 1 | " | 15 9 |
| SL107/1 | Pillion seat fixing pins | 4 | " | 8 |
| LE366 | Pillion seat lock washer | 4 | " | 2 (1/1 doz.) |
| SL56/2 | Pillion seat fixing nut | 4 | " | 2 (1/1 doz.) |
| TOOL KIT. | | | | |
| LAS135 | Tool kit—complete | 1 | — | 1 12 6 |
| A57 | Screwdriver | 1 | 47 | 1 9 |
| A58 | Forged spanner, $\frac{1}{8}$ " \times $\frac{3}{16}$ " Whit. | 2 | " | 1 10 |
| A64 | Tyre lever | 1 | " | 1 1 |
| A101 | Forged spanner, $\frac{3}{8}$ " \times $\frac{7}{16}$ " Whit. | 1 | " | 3 7 |
| A102 | Forged spanner, $\frac{1}{2}$ " \times $\frac{5}{16}$ " Whit. | 1 | " | 2 6 |

All Prices surcharged 5% to cover Postage and Packing. Minimum Charge 6d.

CABLE & OTHER ASSEMBLIES



LAS115

LAS116

LAS113

LAS114

LAS86

LAS92

LAS87

LASIII

LAS95

LAS88

LAS90

LAS91

LAS89

LAS129

PILLION SEAT ASSEMBLY

SL107/1

LE366

SL56/2

| Part No. | Description. | Qty. | Illus. Page No. | Price Each. |
|----------------------------|--|------|-----------------|-------------------|
| Tool Kit—Continued. | | | | £ s. d. |
| LE479 | $\frac{3}{16}$ " Whit. special box spanner.. | 1 | " | 3 6 |
| LE480 | Head locknut spanner | 1 | " | 2 9 |
| LE481 | Fork locknut spanner | 1 | " | 3 0 |
| LE482 | Lockring spanner | 1 | " | 6 0 |
| LE483 | $\frac{7}{16}$ " \times $\frac{1}{2}$ " B.S.F. tube spanner .. | 1 | " | 2 0 |
| LE484 | $\frac{3}{8}$ " \times 6" tommy bar | 1 | " | 9 |
| LE485 | Tool roll | 1 | " | 5 6 |
| | Silver Grey Paint | | | 3 9 per small tin |

All Prices surcharged 5% to cover Postage and Packing. Minimum Charge 6d.

BANSGOMMERS.CO.UK

