



Price List of  
**SPARE PARTS**

MODEL K

MODEL K SPORTS

MODEL K ROYAL



Price List of  
**SPARE PARTS**

Model "K"

Model "K" SPORTS

Model "K" ROYAL

**DUNFORD & ELLIOTT (Sheffield) LTD.**

**BATH STREET**

**BIRMINGHAM**

'Grams : "Dunelt, Birmingham."

'Phone : { Central 2745  
          "      2746

SHEFFIELD—Head Office

Attercliffe Wharf Works

MANCHESTER—Office

47, Market Street

GLASGOW

W. H. BAIRSTO & SONS,

243, Paisley Road

LONDON SERVICE DEPOT—

15, Betterton Street, W.C.2. Phone: Chancery 8646  
(Plan of district at end of book)

PRICE ONE SHILLING

# FOREWORD.

All prices refer to one only unless otherwise stated.

When ordering spares it is advisable to write a separate letter. Always state the engine and frame numbers of the machine and give the description of the part required, and whenever possible the part number.

It is advisable to send a sample, if by doing so, the machine is not held up; this however, **must have a label attached bearing the sender's name and address.**

**DEPOSIT SYSTEM.**—Customers are recommended to take advantage of this and to send a remittance of £2, or over, so that parts can then be ordered by 'phone or wire for immediate despatch. If this is done, it is essential to mention Deposit Account when ordering parts. Failing this, please send remittance with enough to cover postage or carriage by passenger train. Unless either of these are adhered to, a pro forma invoice will be sent, or parts will be sent by parcels post C.O.D.

When sending a telegraph money order, do not omit to put on the sender's name, as the Post Office do not do this unless specially instructed.

**RETURN OF PARTS.**—Any parts which are required to be replaced under the guarantee should be sent with a request to exchange, stating the nature of the defect, the date when purchased, and the engine and frame numbers of the machine from which the alleged faulty part was taken.

In some cases, in order to save delay, a new part can be supplied before the old one is returned. In this case it is necessary to order the new part and explain that the old one is alleged to be faulty. The new one will be sent and will be charged up, but when the old part is returned, credit will be passed for it, providing it (1) is faulty as stated in the guarantee; (2) bears the sender's name and address; (3) has enclosed with it the advice note sent with the new part, and (4) bears a request that it shall be credited. Failing these it is liable to remain in the stores and in consequence no credit will be passed. Gearbox, magneto and dynamo parts can be found in the respective manufacturer's catalogues.

Samples sent to us are not returned unless especially asked for.

**THE ENGINE NUMBER** is on the near side of the crankcase, below the magneto.

**THE FRAME NUMBER** is on the lug below the saddle.

**ORDERING BY CODE.**—Please read instructions at beginning of 1928 K Sports and K Royal list.

**ILLUSTRATIONS.**—The part Nos. on the illustrations apply chiefly to 1926, 7 and 8 Standard K and 1927 Sports K, but in order to avoid any mistakes the specification should be consulted to make sure whether the 1928 models differ from 1926 and 7 models although the parts may be suitably illustrated.

**PARTS FOR REPAIR.**—Please read instructions at beginning of K.S. and K.R. list.

# Part 1.

## MODEL "K" and "K" SPORTS DE-LUXE 1926 and 1927, and MODEL "K" 1928. ENGINE PARTS.

No.	PART No.	DESCRIPTION OF PART	PRICE		
			£	s.	d.
<b>CRANKCASE.</b>					
	1231/2	Engine Crankcase .. .. .	2	0	0
2		Engine Crankcase Ball Bearing .. .. .		5	2
3	603	Engine Crankcase Bolt .. .. .			2
3	598	Engine Crankcase Bolt Nut .. .. .			1
6	605	Engine Crankcase Bolt Washer .. .. .			1
1	1029	Engine Crankcase Compression Washer .. .. .			4
1	838	Engine Crankcase Drain Plug .. .. .			3
2	1073	Engine Crankcase Magneto Stud, 1926/7 .. .. .			2
2	598	Engine Crankcase Magneto Stud Nut .. .. .			1
2	1074	Engine Crankcase Magneto Distance Piece .. .. .			2
2	1429	Engine Crankcase Magneto Stud, 1928 .. .. .			2
<b>CONNECTING ROD.</b>					
	1000	Engine Connecting Rod without Bushes .. .. .	8	0	0
1	1008	Engine Connecting Rod Bush .. .. .	1	3	
1	1002	Engine Connecting Rod Roller Race .. .. .	4	0	
15	1005	Engine Connecting Rod Rollers ( $\frac{1}{4}'' \times \frac{7}{16}''$ ) .. .. .			2
4	1022	Engine Connecting Rod Roller Washer .. .. .			2
8	839	Engine Connecting Rod Roller Rivet (Set of 8) .. .. .			1
8	1436	Engine Connecting Rod Roller Rivet (Set of 8) 1928 .. .. .			1
<b>PISTON.</b>					
1	1293	Engine Piston with Bushes and Gudgeon Pin .. .. .	1	0	0
2	1003	Engine Piston Ring (Small) .. .. .		1	6
1	1004	Engine Piston Ring (Large) .. .. .		1	9
3	914	Engine Piston Ring Peg .. .. .			5
1	1006	Engine Piston Ring Gudgeon Pin .. .. .	1	10	
2	1007	Engine Piston Spring Ring .. .. .			1
2	1205	Engine Piston Gudgeon Pin Bush, 1926/7 .. .. .			9
2	1219	Engine Piston Gudgeon Pin Bush (Oversize for Piston with Detachable Bushes), 1926/7 .. .. .			9
2	1201	Engine Piston Gudgeon Pin End Washer (Set) .. .. .			1
<b>CYLINDER.</b>					
1	1009	Engine Cylinder .. .. .	1	15	0
2	773	Engine Cylinder Carb. Bolt .. .. .			2
2		Engine Cylinder Carb. Washer (Spring) .. .. .			1
1	1012	Engine Cylinder Carb. Joint Washer .. .. .			1
1	1073	Engine Cylinder Flywheel Guard Stud .. .. .			2
1	598	Engine Cylinder Flywheel Guard Nut .. .. .			1
1	1074	Engine Cylinder Flywheel Guard Distance Tube .. .. .			1
1	1011	Engine Cylinder Base Washer .. .. .			3
1	931	Engine Cylinder Oil Supply Nipple, 1928 .. .. .			3
1	1191	Engine Cylinder Oil Non-Return Valve, 1926/7 .. .. .		1	2
1	1015	Engine Cylinder Head .. .. .	16	6	
1	1273	Engine Cylinder Head Washer .. .. .			6

When ordering spares please always state Engine and Frame Numbers.

No.	PART No.	DESCRIPTION OF PART	PRICE		
			£	s.	d.
<b>Cylinder</b> —continued.					
1	1038	Engine Cylinder Head Release Valve Casing .. .. .			9
1	1053	Engine Cylinder Head Release Valve Washer .. .. .			1
1	1039	Engine Cylinder Head Release Valve Lever .. .. .			9
1	1040	Engine Cylinder Head Release Valve .. .. .	1		3
1	1041	Engine Cylinder Head Release Valve Locking Plate			3
2	923	Engine Cylinder Head Release Valve Bolt .. .. .			1
1	1042	Engine Cylinder Head Release Valve Spring .. .. .			1
1	1043	Engine Cylinder Head Release Valve Washer .. .. .			1
1		Engine Cylinder Head Release Valve Split Pin doz.			1
1	612	Engine Cylinder Head Release Valve Lever Pin .. .. .			1
1	611	Engine Cylinder Head Release Valve Lever Washer			1
1		Engine Cylinder Head Release Valve Split Pin doz.			1
1		Engine Sparking Plug "Sphinx" .. .. .	5		0

If both a Piston and Cylinder are supplied, an extra charge is made of 10/- for Fitting these together and giving them a Road Test.

### CRANKSHAFT.

1	1021	Engine Crankshaft .. .. .	1	0	0
2		Engine Crankshaft Key .. .. .			2
1	1049	Engine Flywheel .. .. .	15		0
1	1052	Engine Flywheel Nut .. .. .			9
1	1075	Engine Flywheel Extractor Nut .. .. .	2		0
1	1050	Engine Driving Wheel Sprocket, 15 Tooth .. .. .	6		6
1	1058	Engine Driving Sprocket Nut .. .. .			2
1	1059	Engine Driving Sprocket Washer .. .. .			1
1	1051	Engine Magneto Sprocket, 13 Tooth .. .. .	3		0
2	1233	Engine Crankshaft Balance Weight .. .. .	3		0
4	1048	Engine Crankshaft Balance Weight Bolt .. .. .			3
4	748	Engine Crankshaft Balance Weight Bolt Nut .. .. .			1
4	1111	Engine Crankshaft Balance Weight Washer .. .. .			1
4		Engine Crankshaft Balance Weight Split Pin doz.			1
1	1203	Engine Driving Sprocket, 14 Tooth .. .. .	6		6
1	1204	Engine Driving Sprocket, 16 Tooth .. .. .	6		6
1	1212	Engine Driving Sprocket, 13 Tooth .. .. .	6		6


### CYLINDER BOLTS.

3	1046	Engine Cylinder Head Bolt .. .. .			11
3	1025	Engine Cylinder Head Anchor Bar .. .. .			2
3	1047	Engine Cylinder Head Bolt Washer .. .. .			3
3	623	Engine Cylinder Head Bolt Nut .. .. .			4

### CARBURETTOR.

		Carburettor, complete with Controls .. .. .	2	5	0
1	955	Carburettor Extension Pipe .. .. .	5		0
2	1045	Carburettor Extension Pipe Bolt .. .. .			2
2	1111	Carburettor Extension Pipe Bolt Washer .. .. .			1
1	954	Carburettor Extension Pipe Frame } .. .. .	1		4
	962	Carburettor Extension Pipe Gauze }			
2	963	Carburettor Extension Pipe Frame Screw .. .. .			1
1	1012	Carburettor Extension Pipe Joint Washer .. .. .			1

When ordering Spares please always state Engine and Frame Numbers.



BARNSTORMERS.CO.NZ

No.	PART No.	DESCRIPTION OF PART	PRICE		
			£	s.	d.
<b>MAGNETO.</b>					
	1225	Engine Magneto, B.T.H.	4	0	0
1	1439	Engine Magneto Sprocket, B.T.H., 1928		6	3
	1157	Engine Magneto Sprocket, M-L, 1926/7		3	3
	1202	Engine Magneto Sprocket, B.T.H., 1926/7		3	3
1		Engine Magneto Chain, 38 Links, 1926/7		1	7
1		Engine Magneto H.T. Cable			6
1		Engine Magneto H.T. Cable Terminal			2
1		Engine Magneto Chain, 39 Links, 1928		1	8
1	1135	Engine Magneto M-L, 1926 only, at Manufacturers' List Price			

**1928 only.**

		Engine Oil Pump		15	0
1	1431	Engine Oil Pump Platform		2	9
4	1446	Engine Oil Pump Platform Magneto Fixing Screw..			1
1	1443	Engine Oil Pump Disc			5
1	1477	Engine Oil Pump Disc Fixing Screw			1
2	1456	Engine Oil Pump Fixing Screw			2
2		Engine Oil Pump Spring Washer			1
1	1441	Engine Flywheel, Magneto and Dynamo Chain Guard		6	0
1	601	Engine Flywheel, Magneto and Dynamo Chain Guard Dynamo Bracket Screw (K.E.L.)			1
1	1111	Engine Flywheel, Magneto and Dynamo Chain Guard Dynamo Bracket Washer (K.E.L.)			1
1	1269	Engine Flywheel, Magneto and Dynamo Chain Guard Forward Support Arm			2
1	1270	Engine Flywheel, Magneto and Dynamo Chain Guard Top Support Arm (K.E.L.)			2
1	1452	Engine Flywheel, Magneto and Dynamo Chain Guard Rear Support Arm			2
3	1272	Engine Flywheel, Magneto and Dynamo Chain Guard Arm Bolt			1
3	598	Engine Flywheel, Magneto and Dynamo Chain Guard Arm Nut			1
3		Engine Flywheel, Magneto and Dynamo Chain Guard Arm Spring Washer			1
1	1457	Engine Flywheel, Magneto and Dynamo Chain Guard Frame Clip (K.)			2
1	601	Engine Flywheel, Magneto and Dynamo Frame Clip Bolt (K.)			1
1	598	Engine Flywheel, Magneto and Dynamo Frame Clip Bolt Nut (K.)			1

**1927 K. only.**

1	1115	Engine Flywheel and Magneto Chain Guard		11	0
1		Engine Flywheel and Magneto Chain Guard Lubri- cator Nipple			2
1	1269	Engine Flywheel and Magneto Chain Guard Forward Support Arm			2
1	1306	Engine Flywheel and Magneto Chain Guard Rear Support Arm			6
2	1272	Engine Flywheel and Magneto Chain Guard Arm Bolt			1

When ordering spares please always state Engine and Frame Numbers.

No.	PART No.	DESCRIPTION OF PART	PRICE		
			£	s.	d.
<b>1927 K. only—continued.</b>					
2		Engine Flywheel and Magneto Chain Guard Arm Spring Washer .. .. .			1
2	598	Engine Flywheel and Magneto Chain Guard Arm Nut			1
1		Engine Flywheel and Magneto Chain Guard Transfer "Dunelt" .. .. .			1
<b>1927 K.E.L. only.</b>					
1	1239	Engine Flywheel Magneto and Dynamo Chain Guard	13	0	
2		Engine Flywheel Magneto and Dynamo Chain Guard Lubricator Nipple .. .. .			2
1	601	Engine Flywheel Magneto and Dynamo Chain Guard Dynamo Bracket Screw .. .. .			1
1	1111	Engine Flywheel Magneto and Dynamo Chain Guard Dynamo Bracket Screw Washer.. .. .			1
1	1269	Engine Magneto Dynamo Chain Cover Forward Support Arm .. .. .			2
1	1270	Engine Magneto Dynamo Chain Cover Top Support Arm .. .. .			2
1	1271	Engine Magneto Dynamo Chain Cover Rear Support Arm .. .. .			2
3	1272	Engine Magneto Dynamo Chain Cover Arm Bolt ..			1
3	598	Engine Magneto Dynamo Chain Cover Arm Bolt Nut			1
3		Engine Magneto Dynamo Chain Cover Arm Bolt Spring Washer .. .. .			1
1		Engine Magneto Dynamo Chain Cover Transfer "Dunelt" .. .. .			1
<b>SILENCER.</b>					
2	1158	Exhaust Pipe .. .. .	3	6	
2	1104	Exhaust Pipe Union Nut .. .. .	2	0	
2	1164	Exhaust Pipe Union Washer .. .. .			1
2	1181	Exhaust Pipe Silencer Sleeve .. .. .			3
1	1102	Silencer .. .. .	8	3	
1	1076	Silencer and Frame Bolt .. .. .			3
1	594	Silencer and Frame Bolt Nut .. .. .			1
1	746	Silencer and Frame Bolt Washer .. .. .			1
1	1165	Silencer Frame Bolt Distance Piece .. .. .			2
1	1105	Silencer Extension Pipe 1926/7 .. .. .	2	9	
1	1465	Silencer Extension Pipe, 1928.. .. .	3	3	
1	1112	Silencer Extension Pipe Hanger .. .. .			4
1	939	Silencer Extension Pipe Bolt .. .. .			1
1	598	Silencer Extension Pipe Bolt Nut .. .. .			1
	605	Silencer Extension Pipe Washer .. .. .			1
		Silencer Extension Pipe Spring Washer .. .. .			1
	1246/7	Silencer Extension Pipe Muffler and Clip, 1926/7 ..	5	6	
1	599	Silencer Extension Pipe Muffler Bolt, 1926/7 ..			2
1	598	Silencer Extension Pipe Muffler Bolt Nut, 1926/7 ..			1
2		Silencer Extension Pipe Muffler Bolt Spring Washer 1926/7 .. .. .			1

When ordering Spares please always state Engine and Frame Numbers.



No.	PART No.	DESCRIPTION OF PART	PRICE		
			£	s.	d.
<b>Model "K" Sports-de-Luxe Silencing System.</b>					
<b>1926/7 only.</b>					
1	1255	Exhaust Pipe, R.H. .. .. .	10	0	
1	1256	Exhaust Pipe, L.H. .. .. .	10	0	
1	1252	Exhaust Pipe Frame Clip, R.H. .. .. .			6
1	1253	Exhaust Pipe Frame Clip, L.H. .... .. .			6
2	993	Exhaust Pipe Frame Clip Bolt .. .. .			2
2	994	Exhaust Pipe Frame Clip Bolt Nut .. .. .			1
2		Exhaust Pipe Frame Clip Bolt Spring Washer .. .. .			1
1	1298	Silencer complete, R.H. .. .. .	13	0	
1	1299	Silencer complete, L.H. .. .. .	13	0	
2	1257	Silencer Clip .. .. .			3
2	599	Silencer Clip Bolt .. .. .			2
2	598	Silencer Clip Bolt Nut .. .. .			1
4		Silencer Clip Bolt Spring Washer .. .. .			1
2 prs.	853	Silencer Anchor Lug .. .. . per pair	1	0	
2	604	Silencer Anchor Lug Bolt .. .. .			2
2	598	Silencer Anchor Bolt Nut .. .. .			1
2	776	Silencer Anchor Bolt .. .. .			3
2	594	Silencer Anchor Bolt Nut .. .. .			1
2	607	Silencer Anchor Bolt Washer .. .. .			1
2	1266	Exhaust Pipe Silencer Cylinder Clip .. .. .			3
2	599	Exhaust Pipe Silencer Cylinder Clip Bolt .. .. .			2
2	598	Exhaust Pipe Silencer Cylinder Clip Nut .. .. .			1
4		Exhaust Pipe Cylinder Clip Washer .. .. .			1
1	1076	Exhaust Pipe and Frame Bolt .. .. .			1
1	594	Exhaust Pipe and Frame Bolt Nut .. .. .			1
1	746	Exhaust Pipe and Frame Bolt Washer .. .. .			1
1	1165	Exhaust Pipe and Frame Distance Piece .. .. .			2

When converting a Standard Model "K" to "K" De-Luxe by fitting the above Exhaust System, the following parts are also necessary :

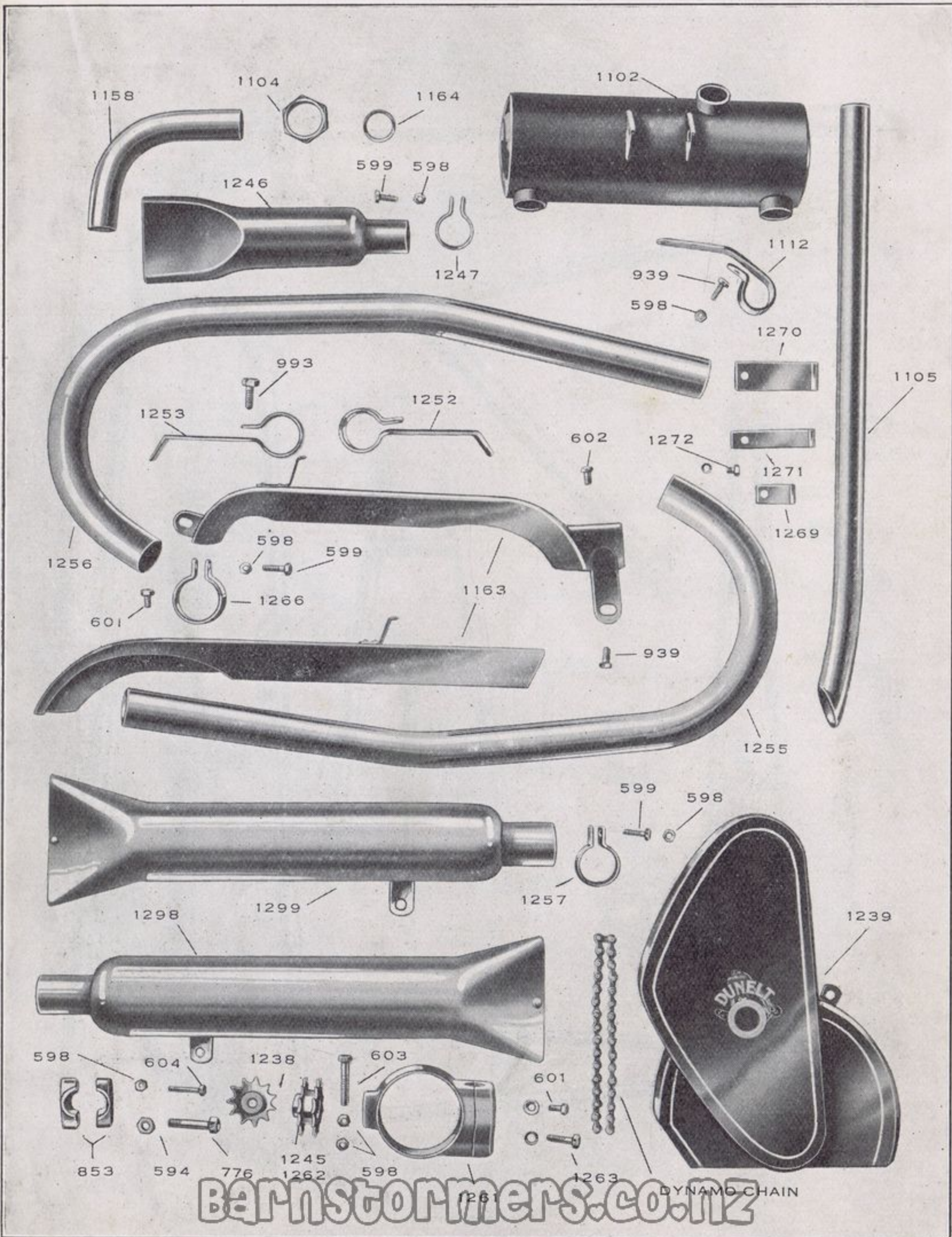
		Kick Start Crank .. .. .	11	6	
2	1248	Footrest Hanger .. .. .	1	6	
1	1254	Footrest Spindle (Short) .. .. .			6

### BINKS CARBURETTOR.—SPARE PARTS.

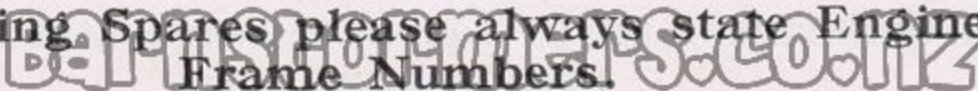
When ordering please state Number of Carburettor.

		Carburettor Body .. .. .	£1	0	0
149		Jet Seat .. .. .	1	6	
512		Throttle .. .. .	2	6	
508		Top Plate .. .. .	1	6	
581		Top Plate Plug Screw .. .. .			3
526		Holding Attachment for Adjusting Screw Top Plate Spring .. .. .			9
528		Spring Rivet .. .. .			3
145		Adjusting Screw .. .. .	1	0	
146		Adjusting Screw Lock Nut .. .. .			6
530		Throttle Spring .. .. .			9
120		Pilot Jet (state Size of Orifice) .. .. .	1	0	
121		Main Jet (state Size of Orifice) .. .. .	1	0	
202		Jet Key .. .. .	1	0	
162		Float Chamber Washer .. .. .			6
457		Float Chamber Holding Screw and Gauze Filter .. .. .	2	6	

When ordering Spares please always state Engine and Frame Numbers.



PART No.	DESCRIPTION OF PART	PRICE		
		£	s.	d.
<b>Binks Carburettor.—Spare Parts—continued.</b>				
418	Float Chamber, Bottom Feed, complete .. ..	15	0	
395	Float Chamber only .. .. .	5	0	
582	Float Chamber Lid, Tickler with External Spring ..	4	0	
670	Float Chamber Lid Lock Spring .. .. .			6
<b>Float Tickler.</b>				
557	External Spring Type Plunger .. .. .			6
583	External Spring .. .. .			3
39	Needle Valve .. .. .	2	6	
40	Float and Bow Spring .. .. .	3	6	
42	Bow only .. .. .			6
36	Nut for Petrol Pipe .. .. .			6
37	Nipple for Petrol Pipe .. .. .			6
34	Needle Valve Seat .. .. .	1	6	
35	Loose Filter for above .. .. .	1	0	
<b>Control Lever.</b>				
422	Single Lever, complete, for $\frac{7}{8}$ " Bar .. .. .	7	6	
420	Single Lever Base only, for $\frac{7}{8}$ " Bar .. .. .	3	6	
113	Clamp, for $\frac{7}{8}$ " Bar .. .. .	1	0	
114	Clamp Screws, Round Head .. .. .			3
137	Throttle Lever .. .. .	3	6	
138	Friction Plate .. .. .			4
139	Compression Screw .. .. .			6
140	Compression Spring .. .. .			6
141	Top Plate .. .. .	1	0	
14	Outer Cover End .. .. .			3
104	Wire Nipple for Lever .. .. .			4
52	Wire Nipple for Throttle .. .. .			3
<b>ONE GRIP—TWIST GRIP.</b>				
A476	Body, Top Half, $\frac{7}{8}$ " .. .. .	3	0	
B476	Body, Bottom Half, $\frac{7}{8}$ ", R.H. .. .. .	3	0	
478	Rotar and Tube, $\frac{7}{8}$ " (state overall length) .. .. .	3	6	
104	Wire Nipple .. .. .			4
114	Clamp Screw .. .. .			3
550	Cable Socket .. .. .			6

When ordering Spares please always state Engine and  

Frame Numbers.

## Part 2.

# MODEL "K" AND "K" SPORTS. FRAME PARTS 1926 & 1927. MODEL "K" 1928.

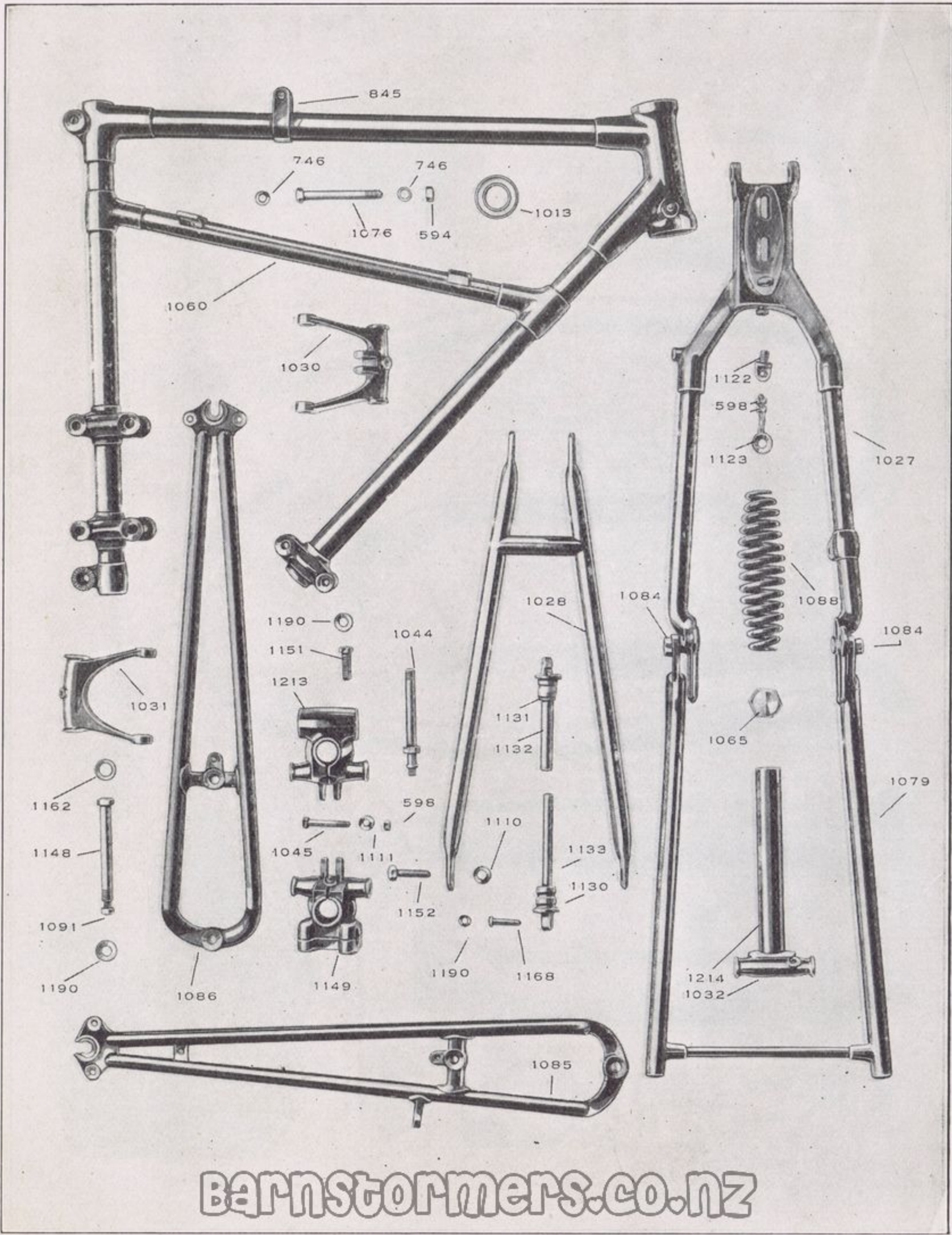
No.	PART No.	DESCRIPTION OF PART	PRICE		
			£	s.	d.
<b>MAIN FRAME.</b>					
1	1060	Loop .. .. .	2	10	0
1	845	Frame Top Tube Saddle Clip .. .. .		1	6
1	1044	Frame Engine and Chaincase Bolt .. .. .			6
1	598	Frame Engine and Chaincase Nut .. .. .			1
2	1076	Frame Engine Bolt .. .. .			3
3	594	Frame Engine Bolt Nut .. .. .			1
5	746	Frame Engine Bolt Washer .. .. .			1
1		Frame Head Lubricator .. .. .			2
<b>Rear Forks.</b>					
1	1027	Bottom Back Stay Assembly .. .. .	1	10	0
1	1123	Bottom Back Stay Gearbox Adjuster .. .. .			3
2	598	Bottom Back Stay Gearbox Adjuster Nut .. .. .			1
1	1076	Bottom Back Stay Frame Bolt .. .. .			3
1	594	Bottom Back Stay Frame Bolt Nut .. .. .			1
2	746	Bottom Back Stay Frame Washer .. .. .			1
1	1028	Top Back Stay Assembly .. .. .	10		0
1	1076	Top Back Stay Frame Bolt .. .. .			3
2	746	Top Back Stay Frame Washer .. .. .			1
1	594	Top Back Stay Frame Nut .. .. .			1
2	1152	Top and Bottom Back Stay Bolt .. .. .			2
2	1110	Top and Bottom Back Stay Bolt Washer .. .. .			1
2		Split Pin .. .. . doz.			1
<b>Front Forks.</b>					
1	1085	Front Fork Girders, R.H. .. .. .	1	2	6
1	1086	Front Fork Girders, L.H. .. .. .		18	0
1	1031	Front Fork Top Link .. .. .		3	0
1	1030	Front Fork Bottom Link .. .. .		3	0
4	1148	Front Fork Link Bolt .. .. .		1	0
4	1091	Front Fork Link Bolt Nut .. .. .			1
4	1162	Front Fork Link Bolt Washer (Large) .. .. .			1
4	1190	Front Fork Link Bolt Washer (Small) .. .. .			1
1	1088	Front Fork Spring .. .. .		2	0
1	1131	Front Fork Spring Anchor (Top) .. .. .		2	0
1	1130	Front Fork Spring Anchor (Bottom) .. .. .		2	0
1	1132	Front Fork Spring Support Tube .. .. .			3
2	1168	Front Fork Spring Anchor Pin .. .. .			2
1	1133	Front Fork Spring Support Rod .. .. .			2
2	1190	Front Fork Spring Anchor Pin Washer .. .. .			1
2		Front Fork Spring Anchor Split Pin .. doz.			1
1	1150/1032	Front Fork Stem and Crown, 1926 .. .. .	5		6
1	1214/1032	Front Fork Stem and Crown, 1927/8 (for New Type Handlebar and Head Clip) .. .. .	5		6
4	1013	Front Fork Ball Race .. .. .	1		8

When ordering Spares please always state Engine and Frame Numbers.

BARNSTONERS.CO.NZ

No.	PART No.	DESCRIPTION OF PART	PRICE		
			£	s.	d.
<b>Front Forks—continued.</b>					
34		Front Fork Balls, $\frac{1}{4}$ " dia. .. .. .	doz.	3	
1	1149	Front Fork Head Clip, 1926 .. .. .		6	6
1	1213	Front Fork Head Clip, 1927/8 .. .. .		6	6
1	1045	Front Fork Head Clip Bolt .. .. .			2
1	598	Front Fork Head Clip Bolt Nut .. .. .			1
1	1111	Front Fork Head Clip Bolt Washer .. .. .			1
1	1065	Front Fork Stem Dome Nut .. .. .			9
2	(1927)1151	Front Fork Head Clip Handlebar Bolt .. .. .			2
4	(1926)1151	Front Fork Head Clip Handlebar Bolt .. .. .			2
2	(1927)1190	Front Fork Head Clip Handlebar Washer .. .. .			1
4	(1926)1190	Front Fork Head Clip Handlebar Washer .. .. .			1
2		Front Fork Lubricator Nipple (Angular) .. .. .			2
3		Front Fork Lubricator Nipple (Straight) .. .. .			2
<b>" K " Sports-de-Luxe.</b>					
1		Front Fork Shock Absorber .. .. .		1	1 0
2	1218	Front Fork Link Bolt .. .. .		2	0
2	1162	Front Fork Link Bolt Washer .. .. .			1
<b>WHEELS AND BRAKES (FRONT).</b>					
1		Front Wheel only, with Cups .. .. .		2	5 0
1		Spring Box .. .. .		1	6
1		Rim .. .. .		13	0
18		Spokes (Long) .. .. .			2
18		Spokes (Short) .. .. .			2
36		Nipples .. .. .			1
1 ea.		Cover and Tube, 26" $\times$ 2 $\frac{1}{4}$ " $\times$ 2 $\frac{1}{2}$ " .. .. .	At current list price		
1		Lubricator 45° .. .. .			2
1	600	Front Brake Anchor Bolt .. .. .			2
1	598	Front Brake Anchor Bolt Nut .. .. .			1
		Front Brake Anchor Bolt Washer .. .. .			1
<b>WHEELS AND BRAKES (REAR).</b>					
1		Rear Wheel only, with Cups .. .. .		2	15 0
1		Rim .. .. .		13	0
36		Spokes .. .. .			2
36		Nipples .. .. .			1
1 ea.		Cover and Tube, 26" $\times$ 2 $\frac{1}{4}$ " $\times$ 2 $\frac{1}{2}$ " .. .. .	At current list price		
2	1125	Rear Wheel Chain Adjuster .. .. .			3
2	1124	Rear Wheel Chain Adjuster Nut .. .. .			2
1		Lubricating Nipple 45° .. .. .			2
1	855	Rear Brake Anchor Bolt .. .. .			3
1	675	Rear Brake Anchor Bolt Nut .. .. .			1
1		Rear Brake Anchor Bolt Spring Washer .. .. .			1
<b>FRONT WHEEL HUB INTERNALS.</b>					
		Hub Shell with Brake Drum .. .. .		16	0
		Hub Cup .. .. .	each		8
		Dust Cap Washer .. .. .			2
		Spindle .. .. .		1	6
		Fixed Cone .. .. .		1	4
		Adjusting Cone .. .. .		1	4
		Steel Balls, 5/16" diameter .. .. .	doz.		10

When ordering Spares please always state Engine and Frame Numbers.



BARNSTORMERS.CO.NZ

PART No.	DESCRIPTION OF PART	PRICE		
		£	s.	d.
<b>Front Wheel Hub Internals—continbed.</b>				
	Brake Plate, Steel .....	4	0	
	Brake Cam .. .. .	1	8	
	Brake Lever .. .. .	2	0	
	5/16" Nut .. .. .			3
	Fulcrum Pin .. .. .			6
	Plain Washer $\frac{3}{4}$ " .. .. .			3
	Brake Link .. .. .			6
	Fulcrum Pin Nut .. .. .			3
	Brake Shoes complete .. .. .	10	0	
	Brake Shoe Linings only .. .. .	2	6	
	Brake Shoe Rivets .. .. .			6
	Brake Shoe Springs .. .. .			3
	Distance Piece .. .. .			4
	Spherical Distance Piece .. .. .			6
	Spindle Nut $\frac{1}{4}$ " thick .. .. .			3
	Plain Washer (Spindle) .. .. .			2
	Brake Rod, $14\frac{1}{8}$ " long .. .. .	1	0	
	Brake Rod Nuts, $5/32$ " .. .. .			2
	Brake Rod Spring, $5/32$ " .. .. .			3
	Lever Trunnion .. .. .			4
	Brake Adjusting Nut, $5/32$ " .. .. .			6
	Shoes Relined and Ground to Size .. .. .	5	0	

Single Shoes are not supplied.

### REAR WHEEL HUB INTERNALS.

	Hub Shell with Brake Drum .. .. .	1	0	0
	Hub Cup .. .. .			8
	Dust Cap Washer .. .. .			2
	Sprocket, 40 Teeth .. .. .	12	0	
	Sprocket Set Pins .. .. .			6
	Spring Washer .. .. .			1
	Lock Nut for Spring Washer .. .. .			3
	Spindle .. .. .	1	8	
	Fixed Cone .. .. .	1	4	
	Adjusting Cone .. .. .	1	4	
	Steel Balls, $5/16$ " diameter .. .. .			10
	Brake Plate (Steel), with Anchor Plate and Fulcrum Pin .. .. .	7	6	
	Brake Cam .. .. .	1	8	
	Brake Lever .. .. .	2	0	
	Nut for Brake Lever, $5/16$ " .. .. .			3
	Brake Shoes complete .. .. .	10	0	
	Brake Shoe Linings .. .. .	2	6	
	Brake Shoe Rivets .. .. .			6
	Brake Shoe Springs .. .. .			3
	Spherical Washer .. .. .			4
	Distance Piece .. .. .			4
	Spindle Nuts .. .. .			3
	Brake Rod Spring $\frac{1}{4}$ " .. .. .			5
	Lever Trunnion .. .. .			4
	Brake Adjusting Nut .. .. .			6
	Shoes Relined and Ground to Size .. .. .	5	0	

Single Shoes are not supplied.

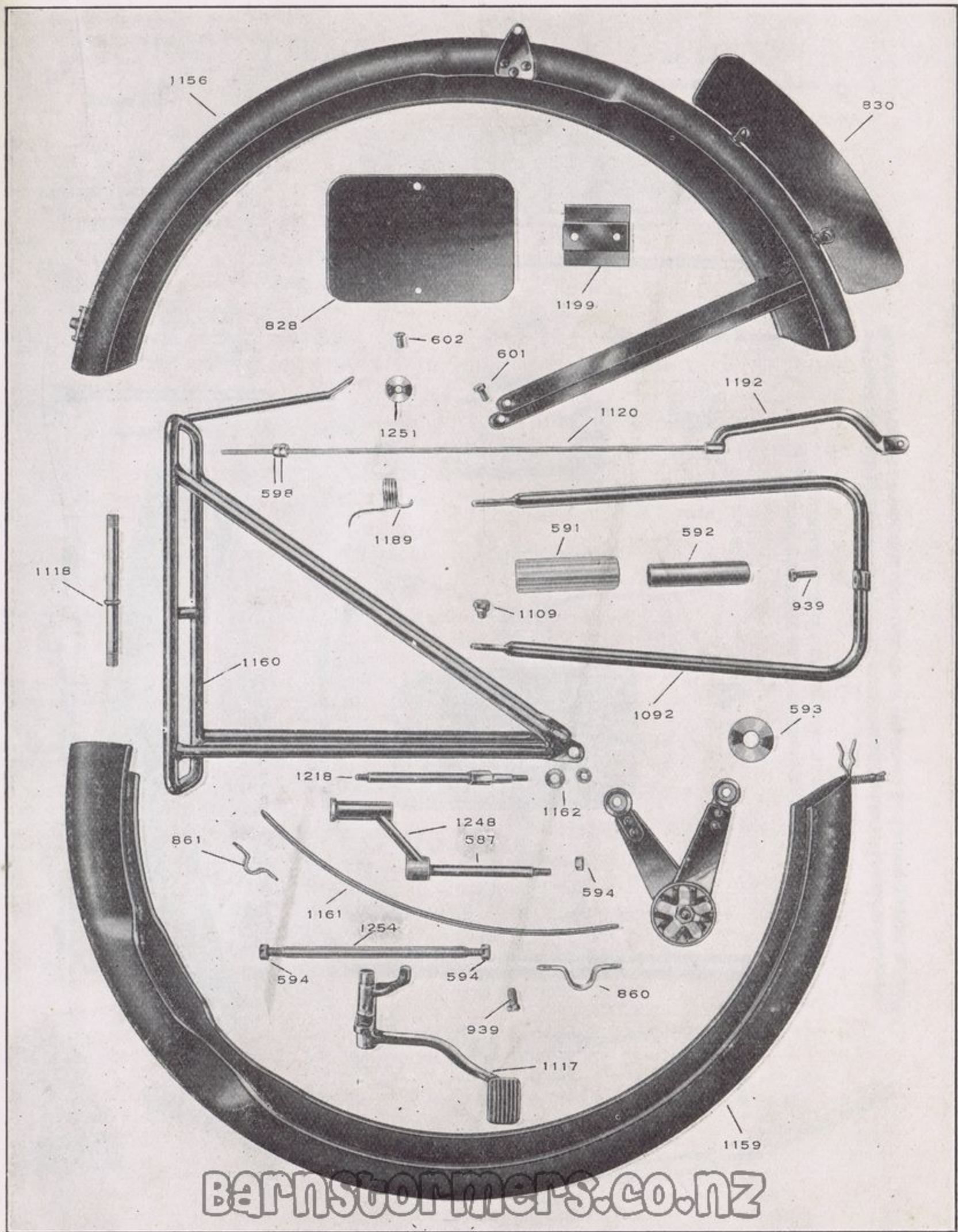
**When ordering Spares please always state Engine and Frame Numbers.**

No.	PART No.	DESCRIPTION OF PART	PRICE		
			£	s.	d.
<b>GEARBOX.</b>					
Sturmey-Archer 3-Speed, F.W. with B.S. Clutch at Manufacturer's			List Price		
1	1199	Gearbox Bracket Plate .. .. .			6
<b>FRONT MUDGUARD AND STAND.</b>					
1	1156	Front Mudguard .. .. .	11		0
2	601	Front Mudguard Stay Bolt .. .. .			1
2	605	Front Mudguard Stay Bolt Washer .. .. .			1
2	601	Front Mudguard Attachment Bridge Bolt .. .. .			1
2		Front Mudguard Attachment Bridge Bolt Washer..			1
1	830	Front Mudguard Number Plate .. .. .	1		0
2		Front Mudguard Plate Screw .. .. .			1
2		Front Mudguard Plate Nut .. .. .			1
2		Front Mudguard Plate Nut Washer .. .. .			1
1	1092	Front Stand .. .. .	6		0
1	1094	Front Stand Clip .. .. .			3
1	939	Front Stand Clip Bolt .. .. .			1
1	605	Front Stand Clip Washer .. .. .			1
2	1109	Front Stand Attachment Bolt .. .. .			2
2	607	Front Stand Attachment Bolt Washer .. .. .			1
<b>REAR MUDGUARD, CARRIER AND REAR STAND.</b>					
1	1159	Rear Mudguard .. .. .	10		0
1	1161	Rear Mudguard Inner Strap .. .. .	1		0
1	861	Rear Mudguard Carrier Clip .. .. .			2
2	939	Rear Mudguard Carrier Clip Bolt .. .. .			1
2	598	Rear Mudguard Carrier Clip Nut .. .. .			1
2	605	Rear Mudguard Carrier Clip Washer .. .. .			1
2		Rear Mudguard Carrier Clip Spring Washer .. .. .			1
1	860	Rear Mudguard Top Back Stay Clip .. .. .			4
2	939	Rear Mudguard Top Back Stay Bolt .. .. .			1
2	598	Rear Mudguard Top Back Stay Nut .. .. .			1
2	605	Rear Mudguard Top Back Stay Washer .. .. .			1
2		Rear Mudguard Top Back Stay Spring Washer .. .. .			1
1	601	Rear Mudguard Gearbox Bracket Bolt .. .. .			1
1		Rear Mudguard Gearbox Bracket Washer .. .. .			1
1	1160	Carrier .. .. .	13		0
1	601	Carrier Mudguard Bolt.. .. .			1
1	598	Carrier Mudguard Bolt Nut .. .. .			1
1		Carrier Mudguard Bolt Washer .. .. .			1
1	828	Carrier Number Plate .. .. .	1		0
1	1483	Carrier Number Plate for 1928 Electric .. .. .	1		0
2	602	Carrier Number Plate Screw .. .. .			1
2	598	Carrier Number Plate Screw Nut .. .. .			1
2		Carrier Number Plate Screw Washer.. .. .			1
2	1251	Carrier Number Plate Rubber .. .. . per set			1
	1079	Rear Stand .. .. .	8		0
2	1084	Rear Stand Attachment Bolt .. .. .			3
2	1184	Rear Stand Attachment Bolt Washer .. .. .			1
		Stand Clip .. .. .	1		6
		Transfer .. .. .			1

When ordering Spares please always state Engine and Frame Numbers.

BARNSTONERS.CO.NZ





BARNSTORMERS.CO.NZ

No.	PART No.	DESCRIPTION OF PART	PRICE		
			£	s.	d.
<b>FOOTRESTS, ETC.</b>					
2	1248/587	Footrest Hanger and Spindle .. .. .	2	3	
1	1254	Footrest Hanger Spindle .. .. .			8
2	594	Footrest Hanger Nut .. .. .			1
2	1110	Footrest Hanger Washer .. .. .			1
2	594	Footrest Spindle Nut .. .. .			1
2	1110	Footrest Spindle Washer .. .. .			1
2	591	Footrest Rubber .. .. .			6
2	592	Footrest Rubber Tube .. .. .			4
4	593	Footrest Rubber End Plate .. .. .			6

**REAR BRAKE OPERATING MECHANISM.**

1	1117	Rear Brake Pedal, 1926/7 .. .. .	4	0	
1	1268	Rear Brake Pedal, 1928 .. .. .	4	0	
1	1118	Rear Brake Pedal Shaft .. .. .			10
1	594	Rear Brake Pedal Shaft Nut .. .. .			1
1	746	Rear Brake Pedal Shaft Washer $\frac{7}{8}$ " .. .. .			1
1	1162	Rear Brake Pedal Shaft Washer $\frac{3}{4}$ " .. .. .			1
1		Rear Brake Pedal Shaft Split Pin .. .. doz.			1
1	1189	Rear Brake Pedal Return Spring .. .. .			4
1	1120	Rear Brake Rod .. .. .			5
1	1192	Rear Brake Rod Connecting Fork .. .. .	1	3	
1	694	Rear Brake Rod Connecting Pin .. .. .			2
1		Rear Brake Rod Connecting Split Pin .. .. doz.			1
2	598	Rear Brake Lock Nut .. .. .			1

**CHAINCASE.**

1		Chaincase, Front .. .. .	6	0	
1		Chaincase, Rear.. .. .	4	0	
1	602	Chaincase Junction Screw .. .. .			1
1	605	Chaincase Junction Screw Washer .. .. .			1
1	939	Chaincase Gearbox Bracket Bolt .. .. .			1
1	601	Chaincase and Carrier Bolt .. .. .			1
1		Chaincase and Carrier Bolt Washer .. .. .			1
		Pump Clip .. .. .			3

**TANK, PETROL AND OIL PIPES, 1926/7.**

		Tank, Sports-de-Luxe .. .. .	2	10	0
1	1250	Tank, Standard .. .. .	2	5	0
2	805	Petrol or Oil Filler Cap .. .. .			1
		Petrol Feed Tap .. .. .			2
1		Tank Combined Sight Feed and Oil Pump .. .. .	18	0	
4	773	Tank Fixing Screw .. .. .			2
4		Tank Fixing Screw Spring Washer .. .. .			1
4	823	Tank Buffer .. .. .			2
4	1128	Petrol Pipe complete with Unions and Nipples .. .. .	2	0	
1	794	Petrol Pipe Tank Union Nut .. .. .			6
1	793	Petrol Pipe Tank Union Nipple .. .. .			6
1	800	Petrol Pipe Carb. Union Nut .. .. .			6
1	801	Petrol Pipe Carb. Union Nipple .. .. .			6
1	1129	Oil Pipe complete with Unions and Nipples .. .. .	2	0	
1	796	Oil Pipe Tank Union Nut .. .. .			6

When ordering Spares please always state Engine and Frame Numbers.

No.	PART No.	DESCRIPTION OF PART	PRICE		
			£	s.	d.
<b>Tank, Petrol and Oil Pipes, 1926/7—continued.</b>					
2	797	Oil Pipe Nipple .. .. .			6
1	796	Oil Pipe Cylinder Union Nut .. .. .			6
2		Transfer, "Dunelt" .. .. .			4
1		Transfer, "Oil" .. .. .			1
1		Transfer, "Petrol" .. .. .			1

**TANK, PETROL AND OIL PIPES, 1928.**

1	1459	Tank .. .. .	2	5	0
1	1469	Tank Petrol Filler Cap .. .. .		1	2
1	1470	Tank Combined Sight Feed and Oil Filler Cap .. .. .		1	6
1		Tank Petrol Feed Tap .. .. .		2	0
4	773	Tank Fixing Screw .. .. .			2
4	823	Tank Buffer .. .. .			2
2		Tank Petrol and Oil Outlet Washer .. .. .			1
2		Tank Transfer, "Dunelt" .. .. .			4
1		Tank Transfer, "Petrol" .. .. .			1
1		Tank Transfer, "Oil" .. .. .			1
1	1128	Petrol Pipe .. .. .		2	0
1	794	Petrol Pipe Tank Union Nut .. .. .			6
1	793	Petrol Pipe Tank Union Nipple .. .. .			6
1	800	Petrol Pipe Carburettor Union Nut .. .. .			6
1	801	Petrol Pipe Carburettor Union Nipple .. .. .			6
1	1471	Oil Pipe (Tank to Pump) .. .. .		2	0
1	797	Oil Pipe Tank Union Nipple .. .. .			6
1	796	Oil Pipe Tank Union Nut .. .. .			6
1	792	Oil Pipe Tank Union .. .. .			5
1		Oil Pipe Pump Union Nipple .. .. .			6
1		Oil Pipe Pump Union Nut .. .. .			6
1	1427	Oil Pipe (Pump to Sight Feed) .. .. .		2	0
1	1479	Oil Pipe Sight Feed Union Nipple .. .. .			6
1	796	Oil Pipe Sight Feed Union Nut .. .. .			6
1		Oil Pipe Pump Union Nipple .. .. .			6
1		Oil Pipe Pump Union Nut .. .. .			6
1	1474	Oil Pipe (Pump to Engine) .. .. .		2	0
1	793	Oil Pipe Cylinder Union Nipple .. .. .			6
1	794	Oil Pipe Cylinder Union Nut .. .. .			6
1		Oil Pipe Pump Union Nipple .. .. .			6
1		Oil Pipe Pump Union Nut .. .. .			6


**FOOTBOARDS.**

2	1175	Footboards .. .. .	10	0
1	1176	Footboard Spindle (Front) .. .. .	1	3
2	594	Footboard Spindle Nut (Front) .. .. .		1
2	746	Footboard Spindle Washer (Front) .. .. .		1
1	1177	Footboard Spindle (Rear) .. .. .		9
2	720	Footboard Spindle Nut (Rear) .. .. .		1
2	745	Footboard Spindle Washer (Rear) .. .. .		1
2	1178	Footboard Distance Tube (Rear) .. .. .		9
2	745	Footboard Distance Tube Washer .. .. .		1
1	1179	Footboard Distance Tube (Front) R.H. .. .. .		9
1	1182	Footboard Distance Tube (Front) L.H. .. .. .		9

When ordering Spares please always state Engine and Frame Numbers.

No.	PART No.	DESCRIPTION OF PART	PRICE		
			£	s.	d.
<b>PANNIER BAG.</b>					
1	1170	Pannier Bag .. .. .	5	0	
2	812	Pannier Bag Rear Clip .. .. .		2	
4	813	Pannier Bag Rear Clip Plate .. .. .		2	
4	815	Pannier Bag Rear Clip Screw .. .. .		1	
4	814	Pannier Bag Rear Clip Nut .. .. .		1	
1	1171	Pannier Bag Front Clip .. .. .		4	
2	815	Pannier Bag Front Clip Screw .. .. .		1	
2	814	Pannier Bag Front Clip Nut .. .. .		1	
2	753	Pannier Bag Front Clip Washer .. .. .		1	
1	604	Pannier Bag Front Clip Bolt .. .. .		2	
1	598	Pannier Bag Front Clip Nut .. .. .		1	
2	605	Pannier Bag Front Clip Washer .. .. .		1	
1	1173	Pannier Bag Front Clip Distance Piece .. .. .		1	
1		Tool Roll .. .. .	2	6	
1	1279	Sparking Plug Spanner .. .. .	1	6	
1		Cone Spanner .. .. .		6	
1	1301	3/8" × 5/16" Open-ended Spanner .. .. .		9	
1	1302	3/16" × 1/4" Open-ended Spanner .. .. .		6	
2		Tyre Lever .. .. .		4	
1	1304	1/2" Box Spanner and Tommy Bar .. .. .		10	
1	952	Pliers .. .. .	1	3	
1	951	Screwdriver 6" .. .. .		8	
1	1166	Piston Ring Fitter .. .. .	1	0	
1		Magneto Spanner .. .. .		2	
	1180	1" Open and 11/16" Closed Spanner .. .. .	1	0	
	950	Adjustable Spanner .. .. .	2	0	
		Grease Gun, Speedwell, 1926/7 .. .. .	4	6	
	1300	3/16" Whit. Hex. Box Spanner (for Electric Lighting Sets) .. .. .		8	
		Grease Gun, 1928 .. .. .	6	0	
<b>SADDLES, CHAINS, ETC.</b>					
1		Inflator .. .. .	3	6	
1		Front Driving Chain, 63 Links, 1/2" × 3/16" .. .. .	7	8	
1		Rear Driving Chain, 104 Links, 1/2" × 3/16" .. .. .	12	8	
3		Frame Clip .. .. .		2	
1		Licence Holder .. .. .	1	6	
1		Horn .. .. .	10	0	
1		Saddle (state make required) .. .. . from	1	0	10
1	603	Saddle Front Fixing Bolt .. .. .		2	
2	605	Saddle Front Fixing Bolt Washer .. .. .		1	
1	598	Saddle Front Fixing Bolt Nut .. .. .		1	
		Saddle—Leckie Spring Seat—"K" Sports de Luxe only, 1927 .. .. .	1	19	0
<b>HANDLEBARS.</b>					
1	1211	Handlebar, 1927/8 .. .. .	7	0	
1	1172	Handlebar, 1926 .. .. .	6	0	
2		Handlebar Grip, Open End .. .. .	1	0	

When ordering Spares please always state Engine and Frame Numbers.



No.	PART No.	DESCRIPTION OF PART	PRICE		
			£	s.	d.
<b>FRONT BRAKE CONTROL.</b>					
1		Inverted Lever .. .. .	4	6	
1		Inner Cable .. .. .			9
1		Outer Casing with Caps .. .. .	1	9	
1		Plain Stop, loose .. .. .			2
1		Nipple .. .. .			2

**CLUTCH CONTROL.**

1		Clutch Lever .. .. .	4	6	
1		Inner Cable .. .. .	1	0	
1		Outer Casing with Caps .. .. .	2	0	
2		Nipples (1 fixed, 1 loose) .. .. . each			2
1		Plain Stop .. .. .			2
1		Return Spring .. .. .			2

**MAGNETO AND RELEASE VALVE CONTROL.**

1		Combined Lever .. .. .	6	0	
1		Inner Cable for Magneto .. .. .	1	0	
1		Outer Casing with Caps for Magneto .. .. .	2	0	
1		Nipple (loose) .. .. .			2
1		Nipple (fixed) .. .. .			2
1		Outer Casing with Caps for Valve .. .. .	1	9	
1		Inner Cable for Valve .. .. .			9
1		Adjuster complete with Lock Nut .. .. .	1	0	
1		Nipple (Small) loose .. .. .			2
1		Nipple (Silver Soldered) fixed .. .. .			2

When ordering Magneto Control state make of Magneto.

**LEGSIELDS.**

1	1276	Legshield, R.H. .. .. .	9	0	
1	1277	Legshield, L.H. .. .. .	9	0	
1	776	Top Support Clip Bolt .. .. .			3
1	607	Legshield Top Support Clip Washer .. .. .			1
1	594	Legshield Top Support Clip Nut .. .. .			1
2	1274	Legshield Top Support Tube Assembly .. .. .	2	0	
2	861	Legshield Top Support Tube Clip, illustrated as 775 .. .. .			2
4	939	Legshield Top Support Tube Bolt .. .. .			1
4	598	Legshield Top Support Tube Nut .. .. .			1
4	605	Legshield Top Support Tube Washer .. .. .			1
4		Legshield Top Support Tube Spring Washer .. .. .			1
2	1220	Legshield Top Support Tube Clip Plate, illustrated as 220 .. .. .			3
		Legshields (complete Set) .. .. .	17	6	

**Used for Legshields when Footboards are not fitted.**

1	1176	Legshield Spindle .. .. .	1	3	
2	594	Legshield Spindle Nut .. .. .			1
2	746	Legshield Spindle Washer .. .. .			1
1	1179	Legshield Distance Tube, R.H. .. .. .			9
1	1182	Legshield Distance Tube, L.H. .. .. .			9
2	1209	Legshield Distance Tube .. .. .			6

When ordering Spares please always state Engine and Frame Numbers.

No.	PART No.	DESCRIPTION OF PART	PRICE		
			£	s.	d.
<b>LUBRICATING OIL.</b>					
		Speedwell Sans Egal Oil, per Quart .. .. .		2	0
		Gallon .. .. .		7	5
		5 Gallon Drum .. .. .	1	11	8

**PARTS REQUIRED TO BE FITTED IN CONJUNCTION WITH ELECTRIC LIGHTING SET.**

1	1238	Dynamo Sprocket .. .. .	3	6	
1	1261	Dynamo Clip .. .. .	6	0	
1	603	Dynamo Clip Bolt .. .. .			2
1	598	Dynamo Clip Nut .. .. .			1
1	1111	Dynamo Clip Washer .. .. .			1
4	1263	Dynamo Clip Fixing Screw .. .. .			2
4		Dynamo Clip Fixing Spring Washer .. .. .			1
1		Dynamo Magneto Chain, $\frac{1}{2}$ " $\times$ $\frac{1}{8}$ ", 32 Links, 1927, 31 Links, 1928 .. .. .		1	5
1	1245	B.T.H. Engine Magneto Sprocket, 1927 only .. .. .	5	0	
1	1262	M-L. Engine Magneto Sprocket, 1927 .. .. .	5	0	
		Accumulator .. .. .	1	4	6

**Lighting Set complete with all Fitments :**

	" K " Solo with Tail Lamp .. .. .	6	10	0
	" K " Combination .. .. .	7	8	6

FOR PRICES OF LAMPS, ETC., SEE K.S. AND K.R. LIST AT END OF THIS BOOK.

When ordering Spares please always state Engine and Frame Numbers.

## PART 3.

# 1928 DUNELT MODELS "K" SPORTS AND "K" ROYAL.

## ENGINE PARTS.

ORDERING SPARES.—Before ordering Spare Parts kindly read the instructions carefully at the beginning of this book.

CODE.—When ordering parts by cable the code words can always be used. Two words jointed together making a total of ten letters are accepted for transmission as one word.

The code is intended to apply to 1928 K Sports and K Royal but can be used for any model providing the year and model is stated on the cable.

PARTS FOR REPAIR.—When returning any parts for repair, a label should be tied to the parts, inside the wrapping, giving the sender's name and address, and a separate letter should be posted at the same time giving full details of what is required.

CODE	PART		DESCRIPTION OF PART	PRICE		
	No.	No.		£	s.	d
<b>CRANKCASE.</b>						
CACAS	1	{ 1231	Engine Crankcase, L.H. (Driving Side)	2	0	0
		{ 1232	Engine Crankcase, R.H. (Flywheel Side)			
ÇABAL	2		Engine Crankcase Ball Bearing .. ..	5	2	
CABOL	3	603	Engine Crankcase Bolt .. ..		2	
FYNUT	3	598	Engine Crankcase Bolt Nut .. ..		1	
CAWAS	6	605	Engine Crankcase Bolt Washer .. ..		1	
CACOM	1	1029	Engine Crankcase Compression Washer ..		4	
CADRA	1	838	Engine Crankcase Drain Plug .. ..		3	
CAMAG	2	1429	Engine Crankcase Magneto Stud .. ..		2	
FYNUT	2	598	Engine Crankcase Magneto Stud Nut ..		1	
<b>CONNECTING ROD.</b>						
CONOD	1	1000	Engine Connecting Rod .. ..	8	0	
COBUS	1	1008	Engine Connecting Rod Bush .. ..	1	3	
CORAC	1	1002	Engine Connecting Rod Roller Race ..	4	0	
COROL	15	1005	Engine Connecting Rod Rollers, $\frac{1}{4}'' \times \frac{7}{16}''$ long		2	
COWAS	2	1022	Engine Connecting Rod Rollers Washer ..		2	
CORIV	8	1436	Engine Connecting Rod Rollers Rivet Set ..		1	
<b>PISTON.</b>						
PITON	1		Engine Piston with Bushes and Gudgeon Pin	1	0	0
PIRIN	2		Engine Piston Ring (Small) .. ..	1	6	
PIRIG	1		Engine Piston Ring (Large) .. ..	1	9	
PIPEG	3		Engine Piston Ring Peg .. ..		5	
PIGON	1		Engine Piston Gudgeon Pin .. ..	1	10	
PISPI	2		Engine Piston Gudgeon Pin Spring Ring ..		1	

When ordering Spares please always state Engine and  
Frame Numbers.



CODE	No.	PART No.	DESCRIPTION OF PART	£	s.	d.
<b>CYLINDER.</b>						
CYLIN	1	1386	Engine Cylinder .. .. .	2	0	0
CYCAR	2	773	Engine Cylinder Carburettor Bolt .. ..			2
CYWAS	2		Engine Cylinder Carburettor Washer ..			1
CYJOW	1	1422	Engine Cylinder Carburettor Joint Washer			1
CYGUS	1	1073	Engine Cylinder Flywheel Guard Stud ..			2
FYNUT	1	598	Engine Cylinder Flywheel Guard Nut ..			1
CYGUD	1	1074	Engine Cylinder Flywheel Guard Distance Tube .. .. .			1
CYBAW	1	1011	Engine Cylinder Base Washer .. ..			3
CYOSN	1	931	Engine Cylinder Oil Supply Nipple .. ..			3
CYHED	1	1015	Engine Cylinder Head .. .. .	16	6	
CYHEW	1	1273	Engine Cylinder Head Washer .. ..			6
CYCAS	1	1038	Engine Cylinder Head Release Valve Casing			9
CYWAR	1	1053	Engine Cylinder Head Release Valve Washer			1
CYLEV	1	1039	Engine Cylinder Head Release Valve Lever			9
CYVAL	1	1040	Engine Cylinder Head Release Valve ..	1	3	
CYLOC	1	1041	Engine Cylinder Head Release Valve Lock- ing Plate .. .. .			3
CYBOL	2	923	Engine Cylinder Head Release Valve Bolt..			1
CYRIN	1	1042	Engine Cylinder Head Release Valve Spring			1
CYWAH	1	1043	Engine Cylinder Head Release Valve Washer Engine Cylinder Head Release Valve Split Pin.. .. . doz.			1
CYPIN	1	612	Engine Cylinder Head Release Valve Lever Pin .. .. .			1
CYLEW	1	611	Engine Cylinder Head Release Valve Lever Washer .. .. . Engine Cylinder Head Release Valve Lever Split Pin .. .. . doz.			1
CYPLU	1		Engine Sparking Plug ("Sphinx"), with Asbestos Washer .. .. .	5	0	
<b>CRANKSHAFT.</b>						
CRANK	1	1021	Engine Crankshaft .. .. .	1	0	0
CRKEY	2		Engine Crankshaft Key .. .. .			2
CRFLY	1	1049	Engine Flywheel .. .. .	15	0	
CRNUT	1	1052	Engine Flywheel Nut .. .. .			9
CRENU	1	1075	Engine Flywheel Extractor Nut .. ..	2	0	
CROCK	1	1410	Engine Driving Sprocket, 16 Tooth ..	7	0	
CRNUZ	1	1058	Engine Driving Sprocket Nut .. ..			2
CRWAS	1	1059	Engine Driving Sprocket Washer .. ..			1
CRMAG	1	1051	Engine Magneto Sprocket, 13 Tooth ..	3	0	
CRBAL	2	1233	Engine Crankshaft Balance Weight ..	3	0	
CRBOL	4	1048	Engine Crankshaft Balance Weight Bolt ..			3
CRNUX	4	748	Engine Crankshaft Balance Weight Nut ..			1
FOWAS	4	1111	Engine Crankshaft Balance Weight Washer			1
	4		Engine Crankshaft Balance Weight Split Pin .. .. . doz.			1
CRICK	1	1409	Engine Driving Sprocket, 14 Tooth.. ..	7	0	
CRINK	1	1408	Engine Driving Sprocket, 15 Tooth ..	7	0	
CRAFT	As Re- quired	1312	Engine Crankshaft Packing (Thin) .. ..			1
CRIFT	„	1313	Engine Crankshaft Packing (Thick) ..			1

When ordering Spares please always state Engine and  
Frame Numbers.

CODE	No.	PART No.	DESCRIPTION OF PART	PRICE £ s. d.
<b>Crankcases—continued</b>				
CYBOT	3	1430	Engine Cylinder Head Bolt .. .. .	11
CYBAR	3	1025	Engine Cylinder Head Anchor Bar .. .. .	2
CYBOW	3	1047	Engine Cylinder Head Bolt Washer .. .. .	3
CYNU	3	623	Engine Cylinder Head Bolt Nut .. .. .	4
<b>MAGNETO.</b>				
MAGTO	1	1225	Engine Magneto (B.T.H.) .. .. .	4 0 0
MACAB	1		Engine Magneto H.T. Cable .. .. .	6
MATER	1		Engine Magneto H.T. Cable Terminal .. .. .	2
MAROC	1	1439	Engine Magneto Sprocket (B.T.H.) .. .. .	6 3
MACAN	1		Engine Magneto Chain, $\frac{1}{2}$ " P. $\times$ $\frac{1}{8}$ " Endless, 39 Links .. .. .	1 8
OILUM	1		Engine Oil Pump .. .. .	15 0
OILAT	1	1431	Engine Oil Pump Platform .. .. .	2 9
OLFIX	4	1446	Engine Oil Pump Platform Magneto Fixing Screw .. .. .	1
OLDIS	1	1443	Engine Oil Pump Disc .. .. .	5
OLFIN	1	1477	Engine Oil Pump Disc Fixing Screw .. .. .	1
OLFIG	2	1456	Engine Oil Pump Fixing Screw .. .. .	2
	2		Engine Oil Pump Spring Washer .. .. .	1
<b>CARBURETTOR.</b>				
CARBU	1		Carburettor complete with Controls .. .. .	2 7 0
CARSI	1	1432	Carburettor Silencer Pipe .. .. .	5 6
CARWA	1	1012	Carburettor Silencer Pipe Joint Washer .. .. .	1
CARBO	2	1045	Carburettor Silencer Pipe Bolt .. .. .	2
FOWAS	2	1111	Carburettor Silencer Pipe Bolt Washer .. .. .	1
CARCO	1	1433	Carburettor Silencer Cover .. .. .	2 6
CARGA	1	1454	Carburettor Silencer Cover Gauze .. .. .	1 0
CAREW	1	939	Carburettor Silencer Cover Screw .. .. .	1
	1		Carburettor Silencer Cover Screw Spring Washer .. .. .	1
<b>BINKS CARBURETTOR. Type L.A.</b>				
BINBO			Carburettor Body .. .. .	1 0 0
BIJET		119	Jet Seat .. .. .	1 6
BIROX		511	Throttle .. .. .	2 6
BITOP		507	Top Plate .. .. .	1 6
BIREW		581	Top Plate Plug Screw .. .. .	3
BIHEX		116	Hex Ring .. .. .	1 0
BITIN		49	Adjusting Screw .. .. .	1 0
BILOX		50	Adjusting Screw Lock Nut .. .. .	6
BITLE		170	Throttle Spring .. .. .	9
BILOT		120	Pilot Jet (state Size of Orifice) .. .. .	1 0
BIMAN		121	Main Jet (state Size of Orifice) .. .. .	1 0
BIKEY		202	Jet Key .. .. .	1 0
BIFLA		130	Float Chamber Washer .. .. .	6
BIFIL		435	Float Chamber Holding Screw and Gauze Filter .. .. .	2 6
BIFLO		423	Float Chamber, Bottom Feed, complete .. .. .	15 0
BILOC		394	Float Chamber only, Bottom Feed .. .. .	5 0
BILID		582	Float Chamber Lid, Tickler with External Spring .. .. .	4 0
BIHAM		670	Float Chamber Lid Lock Spring .. .. .	6

When ordering Spares please always state Engine and Frame Numbers.

CODE	No.	PART No.	DESCRIPTION OF PART	PRICE £ s. d.
<b>Float Tickler.</b>				
BIGER		557	External Spring Type Plunger .. ..	6
BIRIN		583	External Spring .. ..	3
BIDLE		39	Needle Valve .. ..	2 6
BIBOW		40	Float and Bow Spring .. ..	3 6
BIBOO		42	Bow only .. ..	6
BINUT		36	Nut for Petrol Pipe .. ..	6
BIPIP		37	Nipple for Petrol Pipe .. ..	6
BIDAL		34	Needle Valve Seat .. ..	1 6
BITER		35	Loose Filter for above .. ..	1 0
<b>Control Lever.</b>				
BIBAR		422	Single Lever complete, for $\frac{7}{8}$ " Bar .. ..	7 6
BIBAS		420	Single Lever Base only, for $\frac{7}{8}$ " Bar .. ..	3 6
BICLA		113	Clamp for $\frac{7}{8}$ " Bar .. ..	1 0
BIAMP		114	Clamp Screws, Round Head .. .. each	3
BIVER		137	Throttle Lever, Bottom .. ..	3 6
BITON		138	Friction Plate .. .. each	4
BICOM		139	Compression Screw .. .. each	6
BICON		140	Compression Spring .. .. each	6
BIBAT		141	Top Plate .. ..	1 0
BICOV		14	Outer Cover End .. .. each	3
BIWIR		104	Wire Nipple for Lever .. .. each	4
BIPIB		52	Wire Nipple for Throttle .. ..	3
<b>ONE GRIP—TWIST GRIP.</b>				
BIBOD		A476	Body, Top Half, $\frac{7}{8}$ " .. ..	3 0
BIDOY		B476	Body, Bottom Half, $\frac{7}{8}$ " R.H. .. ..	3 0
BIROT		478	Rotar and Tube, $\frac{7}{8}$ " (state Overall Length)	3 6
BIPIX		104	Wire Nipple, .. ..	4
BIPAM		114	Clamp Screw .. ..	3
BIBCE		550	Cable Socket .. ..	6
<b>FLYWHEEL COVER.</b>				
FLYMA	1	1441	Engine Flywheel, Magneto and Dynamo Chain Guard .. ..	6 0
<b>For Models K.R.E.L. and K.S.E.L. only, the following Two Items :</b>				
FYMAG	1	601	Engine Flywheel, Magneto and Dynamo Chain Dynamo Bracket Screw .. ..	1
FOWAS	1	1111	Engine Flywheel, Magneto and Dynamo Chain Dynamo Bracket Screw Washer	1
FYARM	1	1269	Engine Flywheel, Magneto and Dynamo Chain Forward Support Arm .. ..	2
FYTOP	1	1270	Engine Flywheel, Magneto and Dynamo Chain Top Support Arm .. ..	2
FYRAR	1	1452	Engine Flywheel, Magneto and Dynamo Chain Rear Support Arm .. ..	2
FYBOL	3	1272	Engine Flywheel, Magneto and Dynamo Chain Arm Bolt .. ..	1
FYNUT	3	598	Engine Flywheel, Magneto and Dynamo Chain Arm Nut .. ..	1
	3		Engine Flywheel, Magneto and Dynamo Chain Arm Spring Washer .. ..	1

When ordering Spares please always state Engine and Frame Numbers.

CODE	No.	PART No.	DESCRIPTION OF PART	£	s.	d.
<b>The following Three Items for Models K.R. and K.S. only :</b>						
FYCLI	1	1457	Engine Flywheel, Magneto and Dynamo Chain Frame Clip .. .. .			2
FYMAG	1	601	Engine Flywheel, Magneto and Dynamo Chain Frame Clip Bolt .. .. .			1
FYNUT	1	598	Engine Flywheel, Magneto and Dynamo Chain Frame Clip Bolt Nut .. .. .			1
<b>SILENCER.</b>						
EXPIP	2		Exhaust Pipe .. .. .	8		6
EXNUT	2	690	Exhaust Pipe Union Nut .. .. .	1		9
EXWAS	2	831	Exhaust Pipe Union Washer .. .. .			1
EXSIR	1	1461	Silencer, R.H. .. .. .	13		0
EXSIL	1	1460	Silencer, L.H. .. .. .	13		0
EXLIP	2	1448	Silencer Anchor Clip .. .. .			3
EXBOL	2	776	Silencer Anchor Clip Bolt .. .. .			3
EXBON	2	594	Silencer Anchor Clip Bolt Nut .. .. .			1
EXWAS	2	607	Silencer Anchor Clip Washer .. .. .			1

When ordering Spares please always state Engine and Frame Numbers.

# PART 4.

## DUNELT 1928 "K" SPORTS AND "K" ROYAL.

### FRAME PARTS.

CODE	No.	PART No.	DESCRIPTION OF PART	PRICE			
				£	s.	d.	
<b>MAIN FRAME.</b>							
MAIME	1	1440	Frame Arrangement .. .. .	2	10	0	
LUBIS	1		Frame Head Lubricator Nipple (Straight) ..			3	
FROLT	1	1044	Frame Engine and Chain Case Bolt.. ..			6	
FYNU	1	598	Frame Engine and Chain Case Nut .. ..			1	
FRILT	3	1076	Frame Engine Bolt .. .. .			3	
EXBON	4	594	Frame Engine Bolt Nut .. .. .			1	
FRASH	5	746	Frame Engine Bolt Washer .. .. .			1	
FRIST	2	1165	Frame Engine Bolt Distance Tube .. ..			2	
<b>REAR FORKS.</b>							
BRACK	1	1391	Bottom Back Stays Assembly .. ..	1	10	0	
FRILT	1	1076	Bottom Back Stays Frame Bolt .. ..			3	
EXBON	1	594	Bottom Back Stays Frame Bolt Nut .. ..			1	
FRASH	2	746	Bottom Back Stays Frame Bolt Washer ..			1	
BRADO	1	1122	Bottom Back Stays Gearbox Adjustment Buttress .. .. .			6	
BRAD	1	1123	Bottom Back Stays Gearbox Adjuster ..			3	
FYNU	2	598	Bottom Back Stays Gearbox Adjuster Nut			1	
TOPAC	1	1387	Top Back Stays Assembly .. .. .	10		0	
FRILT	1	1076	Top Back Stays Frame Bolt .. .. .			3	
EXBON	1	594	Top Back Stays Frame Bolt Nut .. .. .			1	
FRASH	2	746	Top Back Stays Frame Bolt Washer .. ..			1	
TOPBA	2	1152	Top and Bottom Back Stay Bolt .. .. .			2	
TOPWE	2	1110	Top and Bottom Back Stay Bolt Washer ..			1	
	2		Top and Bottom Back Stay Bolt Split Pin doz.			1	
<b>FRONT FORKS.</b>							
FONTX	1		Front Fork Blade, L.H. .. .. .	18		0	
FONT	1		Front Fork Blade, R.H. .. .. .	1	2	6	
FLINK	1	1290	Front Fork Top Link .. .. .		3	6	
FINK	1	1384	Front Fork Bottom Link .. .. .		3	3	
FIBOL	2	1148	Front Fork Link Bolt (Short) .. .. .		1	0	
FILON	2	1385	Front Fork Link Bolt (Long) .. .. .		1	3	
FINUT	4	1091	Front Fork Link Bolt Nut .. .. .			1	
FIWAL	3	1162	Front Fork Link Bolt Washer (Large) ..			1	
FIWAS	3	1190	Front Fork Link Bolt Washer (Small) ..			1	
FISHO	2	1289	Front Fork Shock Absorber Friction Disc ..	1		0	
FISIN	1	1088	Front Fork Spring .. .. .	2		0	
FISAN	1	1131	Front Fork Spring Anchor (Top) .. .. .	2		0	
FISAB	1	1130	Front Fork Spring Anchor (Bottom) .. ..	2		0	
FITUB	1	1132	Front Fork Spring Support Tube .. .. .			3	
FIROD	1	1133	Front Fork Spring Support Rod .. .. .			2	
FIPIN	2	1168	Front Fork Spring Anchor Pin .. .. .			2	
FIWAS	2	1190	Front Fork Spring Anchor Washer .. .. .			1	
	2		Front Fork Spring Anchor Split Pin doz.			1	
FORST	{	1	1424	Front Fork Stem .. .. .	}	5	6
		1	1064	Front Fork Stem Liner .. .. .			
		1	1314	Front Fork Crown .. .. .			

When ordering Spares please always state Engine and Frame Numbers.

CODE	No.	PART No.	DESCRIPTION OF PART	PRICE		
				£	s.	d.
<b>Front Forks—continued.</b>						
FORAC	4	1013	Front Fork Ball Race .. .. .	1	8	
FOBAL	34		Front Fork Balls, ¼" diam. .. .. doz.			3
FOCLI	1	1213	Front Fork Head Clip .. .. .	6	6	
CARBO	1	1045	Front Fork Head Clip Bolt .. .. .			2
FYNUT	1	598	Front Fork Head Clip Bolt Nut .. .. .			1
FOWAS	1	1111	Front Fork Head Clip Bolt Washer .. .. .			1
FOLIP	2	1151	Front Fork Head Clip Handlebar Bolt .. .. .			2
FIWAS	2	1190	Front Fork Head Clip Handlebar Bolt Washer .. .. .			1
FOLOC	1	1320	Front Fork Stem Lock Nut (K.R. and K.R.E.L. only) .. .. .			9
LUBIX	2		Front Fork Lubricator Nipple (Right Angle)			8
LUBIS	3		Front Fork Lubricator Nipple (Straight) .. .. .			3
FOSOC	1	1482	Front Fork Shock Absorber Spring Washer			1
FOSEM	1	1462	Front Fork Stem Lock Nut (K.S. and K.S.E.L. only) .. .. .			9
<b>For K.R. and K.R.E.L. only.</b>						
FOARM	1	1319	Front Fork Steering Damper Arm .. .. .	2	0	
FODAB	1	776	Front Fork Steering Damper Arm Bolt .. .. .			6
EXBON	1	594	Front Fork Steering Damper Arm Nut .. .. .			1
	1		Front Fork Steering Damper Arm Spring Washer .. .. .			1
FODAM	1	1318	Front Fork Steering Damper Friction Disc (Large) .. .. .	2	0	
FOFRI	1	1316	Front Fork Steering Damper Friction Disc (Small) .. .. .			9
FOBOT	1	1399	Front Fork Steering Damper Bottom Plate	2	0	
		1317	Front Fork Steering Damper Sleeve .. .. .			
FOROD	1	1397	Front Fork Steering Damper Rod .. .. .			3
FOFOR	1	1398	Front Fork Steering Damper Adjusting Wheel .. .. .	2	9	
FOPER	1	1400	Front Fork Steering Damper Spring Washer			1
<b>All Models.</b>						
FOPLI	1	1437	Front Fork Inflator Clip (Top) .. .. .			3
FOBLI	1	1438	Front Fork Inflator Clip (Bottom) .. .. .			3
<b>WHEELS AND BRAKES.</b>						
WHEFT	1		Front Wheel (K.S. and K.S.E.L. only, less Hub and Brake Internals, but with Cups)	2	5	0
WHERB	1		Spring Box .. .. .			1 6
WHIRM	1		Rim for 26" × 2½" × 2¼" (K.S. and K.S.E. only) .. .. .	13	0	
WHOKE	18		Spoke (Long) .. .. .			2
WHOSE	18		Spoke (Short) .. .. .			2
WHEXX	1		Front Wheel (K.R. and K.R.E.L. only) .. .. .	2	10	0
WHIRR	1		Rim, for 26" × 3" (K.R. and K.R.E.L. only)	15	0	
WHOIN	36		Nipple .. .. .			1
LUBIN			Lubricator Nipple, 45° .. .. .			8
WHAKE	1	600	Front Wheel Brake Anchor Bolt .. .. .			1
FYNUT	1	598	Front Wheel Brake Anchor Bolt Nut .. .. .			1
	1		Front Wheel Brake Anchor Bolt Washer .. .. .			1

When ordering Spares please always state Engine and Frame Numbers.

CODE	PART No.	DESCRIPTION OF PART	PRICE		
			£	s.	d.
<b>4<math>\frac{7}{8}</math>" DIAMETER BRAKE INTERNALS—FRONT.</b>					
BLAAB		Front Hub Shell, complete with Drum ..	17	6	
BLAAD		Hub Cup .. .. .	1	0	
BLAAF		Dust Cap .. .. .			4
BLAAG		Spindle .. .. .	1	9	
BLAAK		Fixed Cone .. .. .	1	6	
BLAAL		Adjusting Cone .. .. .	1	9	
BLAAM		Steel Balls, $\frac{5}{16}$ " diam. 20 per set per doz.			10
BLAAN		Hub Felt Washer .. .. .			4
BLAAP		Distance Collar, $\frac{13}{16}$ " $\times$ $\frac{13}{16}$ " .. .. .			4
BLAAR		Spindle Nut .. .. .			3
BLAAS		Spindle Washer .. .. .			2
BLAAT		Brake Plate, 4 $\frac{7}{8}$ " diam. .. .. .	4	0	
BLAAV		Fulcrum Pin .. .. .			8
BLAAW		Fulcrum Pin Distance Piece .. .. .			3
BLEEB		Fulcrum Pin Nut .. .. .			3
BLEED		Brake Link .. .. .			6
BLEEF		Brake Cam with Washer .. .. .	2	0	
BLEEG		Brake Lever .. .. .	2	0	
BLEEK		Nut for Brake Lever .. .. .			3
BLEEL		Brake Shoe Pressings only .. per pair	5	0	
BLEEM		Brake Shoe Linings .. .. per pair	2	6	
BLEEN		Brake Shoe Rivets .. .. per set			6
BLEEP		Brake Shoe Springs .. .. .			3
BLEER		Brake Shoes, Lined complete per pair	10	0	
BLEES		Brake Rod .. .. .	1	0	
BLEET		Brake Rod Spring .. .. .			3
BLEEV		Trunnion .. .. .			4
BLEEW		Wing Nut .. .. .			6

Single Brake Shoes are not supplied.

**REAR WHEEL (K.S. and K.S.E.L.).**

WHEDT		Rear Wheel .. .. .	2	15	0
WHIRK	1	Rim for 26" $\times$ 2 $\frac{1}{2}$ " $\times$ 2 $\frac{1}{4}$ " Tyres .. .. .	13	0	
WHOKE	36	Spoke .. .. .			2
WHIPE	36	Nipple .. .. .			1
WHADE	2	1417 Rear Wheel Chain Adjuster .. .. .			3
WHANU	2	560 Rear Wheel Chain Adjuster Nut .. .. .			3
LUBIN	1	Lubricator Nipple, 45° .. .. .			8
WHABO	1	855 Rear Wheel Brake Anchor Bolt .. .. .			3
WHATU	1	675 Rear Wheel Brake Anchor Bolt Nut .. .. .			1
		Rear Wheel Brake Anchor Bolt Spring .. .. .			
		Washer .. .. .			1

**4 $\frac{7}{8}$ " DIAMETER BRAKE INTERNALS—REAR.**

BLIIB		Rear Hub Shell, complete with Drum ..	1	2	0
BLIID		Hub Cup .. .. .	1	0	
BLIIF		Dust Cap .. .. .			4
BLIIG		Rear Spindle .. .. .	2	0	
BLIIK		Fixed Cone .. .. .	1	6	
BLIIL		Adjusting Cone .. .. .	1	9	
BLIIM		Steel Balls, $\frac{5}{16}$ " diam. 20 per set per doz.			10
BLIIN		Felt Washer .. .. .			4
BLIIP		Distance Collar, $\frac{13}{16}$ " $\times$ $\frac{9}{16}$ " .. .. .			4

When ordering Spares please always state Engine and Frame Numbers.

CODE	No.	PART No.	DESCRIPTION OF PART	£	s.	d.
<b>4<sup>7</sup>/<sub>8</sub>" Diameter Brake Internals—Rear—continued.</b>						
BLIIR			Spindle Nut .. .. .			3
BLIIS			Brake Plate, 4 <sup>7</sup> / <sub>8</sub> " diam., complete with Anchor Plate and Fulcrum Pin ..	7	6	
BLIIT			Brake Cam with Washer .. .. .	2	0	
BLIIV			Brake Lever .. .. .	2	0	
BLIIW			Nut for Brake Lever .. .. .			3
BLOOB			Brake Shoe Pressings only .. per pair	5	0	
BLOOD			Brake Linings .. .. . per pair	2	6	
BLOOF			Brake Lining Rivets .. .. . per set			6
BLOOG			Brake Shoe Spring .. .. .			3
BLOOH			Brake Shoes, Lined complete .. .. .	10	0	
BLOOK			Sprocket, 40 Tooth .. .. .	12	0	
BLOOL			Sprocket Set Pin .. .. .			6
BLOOM			Spring Washer .. .. .			1
BLOON			Nut for Sprocket Pin .. .. .			3
BLOOP			Brake Rod Spring .. .. .			3
BLOOR			Trunnion .. .. .			4
BLOOS			Wing Nut .. .. .			6

Single Brake Shoes are not supplied.

**REAR WHEEL (K.R. and K.R.E.L.).**

WHURR			Rear Wheel .. .. .	3	5	0
WHURK	1		Rim, for 26" x 3" Tyre .. .. .	15	0	
WHURO	36		Spoke .. .. .			2
WHUNK	36		Nipple .. .. .			1
WHADE	2	1417	Rear Wheel Chain Adjuster .. .. .			3
WHANU	2	560	Rear Wheel Chain Adjuster Nut .. .. .			3
LUBIN	1		Lubricator Nipple, 45° .. .. .			8
WHABO	1	855	Rear Wheel Brake Anchor Bolt .. .. .			3
WHATU	1	675	Rear Wheel Brake Anchor Bolt Nut .. .. .			1
			Rear Wheel Brake Anchor Bolt Spring Washer .. .. .			1

**7" DIAMETER "K" ROYAL REAR HUB INTERNALS.**

HODLE			1/2" Spindle .. .. .	2	3	
HONUT			1/2" Spindle Nut .. .. .			5
HOCON			Fixed Cone .. .. .	2	6	
HOCOS			Adjusting Cone .. .. .	2	6	
HOCAP			Adjusting Cone Dust Cap .. .. .			10
HOLOE			Lock Nut .. .. .			3
HOCUP			Cup No. 5 .. .. .	1	6	
HOBAL			Balls .. .. . per set	1	2	
HORUM			Brake Drum, 7" Flanged .. .. .	17	6	
HOBRA			Brake Shoe (Lined) Steel .. per pair	17	6	
HOLIN			Brake Shoe Linings .. .. . per pair	3	6	
HORIV			Brake Shoe Lining Rivets .. per doz.			8
HOCAM			Cam .. .. .	3	0	
HOLEV			Lever .. .. .	1	6	
HOWHE			Chain Wheel .. .. .	9	0	
HOPLA			Anchor Plate .. .. .			9

When ordering Spares please always state Engine and Frame Numbers.

**BARNSTONERS.CO.NZ**



CODE	No.	PART No.	DESCRIPTION OF PART	PRICE		
				£	s.	d.
<b>GEARBOX.</b>						
GEROX			Sturmey-Archer 3-Speed Gearbox, Type F.W., fitted with 2-Plate Clutch ..	6	17	6
GECON		1480	Gear Control Lever (K.S. and K.S.E.L. only)	5	0	
<b>The following are K.R. and K.R.E.L. only :</b>						
GEONS	1	1425	Gear Control Bracket .. .. .	1	0	
GELUG	1	599	Gear Control Bracket Frame Lug Screw ..			1
	1		Gear Control Bracket Frame Lug Spring Washer .. .. .			1
GEQUA	1	1487	Gear Control Quadrant .. .. .	5	0	
GEBRA	1	870	Gear Control Quadrant Bracket Screw ..			2
	1		Gear Control Quadrant Bracket Spring Washer .. .. .			1
GEDIS	1	1488	Gear Control Distance Piece (Axle) ..			3
GELEV	1	1489	Gear Control Lever (Short) .. .. .	2	6	
GEKET	1	1484	Gear Control Lever Bracket .. .. .	2	0	
GEREW	1	1486	Gear Control Lever Bracket Screw .. ..			2
	1		Gear Control Lever Bracket Spring Washer			1
GEPEG	1	1485	Gear Control Lever Bracket Peg .. .. .			2
LUBIS	1		Gear Control Lever Bracket Lubricator Nipple .. .. .			3
GEGAT	1	1490	Gear Control Lever (Gate) .. .. .	5	0	
GEGAW	1	1491	Gear Control Lever Spring Washer .. ..			4
GESAV	1	1492	Gear Control Lever Nut (Sleeve) .. ..			5
GEXLE	1	1493	Gear Control Lever Axle .. .. .	2	6	
GEWAS	1	1494	Gear Control Lever Axle Spring Washer ..			2
GENUT	1	1495	Gear Control Lever Axle Nut .. .. .			3
GAROD	1	1496	Gear Control Rod .. .. .	1	0	
GAYES	2		Gear Control Rod Eye .. .. .			10
GARIN	2		Gear Control Rod Eye Pin .. .. .			2
GAWAS	2		Gear Control Rod Eye Washer .. .. .			1
	2		Gear Control Rod Eye Split Pin .. doz.			1
GARLO	2		Gear Control Rod Eye Lock Nut .. .. .			1
GARVE	1	1497	Gear Control Lever (Gearbox) .. .. .	2	6	
<b>FRONT MUDGUARD AND STAND .</b>						
MUDGU	1	1414	Front Mudguard, complete with Stays ..	10	0	
FYMAG	1	601	Front Mudguard Stay Bolt .. .. .			1
CAWAS	2	605	Front Mudguard Stay Bolt Washer .. ..			1
FYMAG	2	601	Front Mudguard Attach Bridge Bolt .. ..			1
	2		Front Mudguard Attach Bridge Bolt Washer			1
MUNUM	1	830	Front Mudguard Number Plate .. .. .	1	0	
MUREW	2		Front Mudguard Number Plate Screw .. ..			1
MUNUT	2		Front Mudguard Number Plate Nut .. .. .			1
	1		Front Mudguard Number Plate Spring Washer .. .. .			1
STADO	1	1402	Front Stand .. .. .	6	0	
STLIP	1	1455	Front Stand Clip .. .. .			3
CAREW	1	939	Front Stand Clip Bolt .. .. .			1
CAWAS	1	605	Front Stand Clip Washer .. .. .			1
STATT	2	1109	Front Stand Attach Bolt .. .. .			2
EXWAS	2	607	Front Stand Attach Bolt Washer .. .. .			1

When ordering Spares please always state Engine and Frame Numbers.

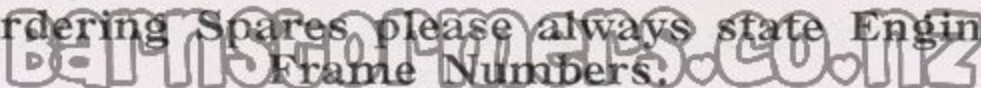
CODE	No.	PART No.	DESCRIPTION OF PART	PRICE £ s. d.
<b>REAR MUDGUARD, CARRIER AND REAR STAND.</b>				
MUDGA	1	1413	Rear Mudguard .. .. .	9 0
MUDIN	1	1161	Rear Mudguard Inner Strap .. ..	1 0
MUDIP	1	861	Rear Mudguard Carrier Clip .. ..	2
CAREW	2	939	Rear Mudguard Carrier Clip Bolt .. ..	1
FYNUT	2	598	Rear Mudguard Carrier Clip Nut .. ..	1
CAWAS	2	605	Rear Mudguard Carrier Clip Washer .. ..	1
	2		Rear Mudguard Carrier Spring Washer .. ..	1
MUTOP	1	860	Rear Mudguard Top Back Stay Clip .. ..	4
CAREW	2	939	Rear Mudguard Top Back Stay Bolt .. ..	1
FYNUT	2	598	Rear Mudguard Top Back Stay Nut .. ..	1
CAWAS	2	605	Rear Mudguard Top Back Stay Washer .. ..	1
	2		Rear Mudguard Top Back Spring Washer .. ..	1
FYMAG	1	601	Rear Mudguard Gearbox Bracket Bolt .. ..	1
	1		Rear Mudguard Gearbox Bracket Washer .. ..	1
MUDUN	1		Rear Mudguard Transfer "Dunelt" .. ..	1
CARER	1	1395	Carrier complete .. .. .	11 0
FYMAG	1	601	Carrier Mudguard Bolt .. .. .	1
FYNUT	1	598	Carrier Mudguard Bolt Nut .. .. .	1
	1		Carrier Mudguard Bolt Washer .. .. .	1
CARNU	1	828	Carrier Number Plate (K.S. and K.R. only)	1 0
CAREX	2	602	Carrier Number Plate Screw .. .. .	1
FYNUT	2	598	Carrier Number Plate Nut .. .. .	1
	2		Carrier Number Plate Washer .. .. .	1
CARUB	2	1251	Carrier Number Plate Rubber per set	1
CARAN	1	1404	Rear Stand .. .. .	8 0
CARBA	1	1084	Rear Stand Attachment Bolt .. .. .	3
CABEX	2	1184	Rear Stand Attachment Washer .. .. .	1

**To be supplied when required.**

MUSTA	1	1500	Rear Mudguard Front Stay .. .. .	5 0
MUSRA	1	1501	Rear Mudguard Rear Stay .. .. .	6 0
MUSLI	2	861	Rear Mudguard Stay Clip .. .. .	2
CAREW	4	939	Rear Mudguard Stay Clip Bolt .. .. .	1
FYNUT	4	598	Rear Mudguard Stay Clip Bolt Nut .. .. .	1
MUSWA	4		Rear Mudguard Stay Clip Bolt Spring Washer	1
MUSST	1	938	Rear Mudguard Number Plate Strap .. ..	

**FOOTRESTS.**

FOHAN	2	1434/587	Footrest Hanger .. .. .	2 3
FOPIN	1	1435	Footrest Hanger Spindle .. .. .	8
EXBON	2	594	Footrest Hanger Nut .. .. .	1
FOWAX	2	1110	Footrest Hanger Washer .. .. .	1
EXBON	2	594	Footrest Spindle Nut .. .. .	1
FOWAX	2	1110	Footrest Spindle Washer .. .. .	1
FORUB	2	591	Footrest Rubber .. .. .	6
FOTUB	2	592	Footrest Rubber Tube .. .. .	4
FOEND	4	593	Footrest Rubber End Plate .. .. .	6

When ordering Spares please always state Engine and  
 Frame Numbers.

CODE	No.	PART No.	DESCRIPTION OF PART	PRICE		
				£	s.	d.
<b>REAR BRAKE OPERATING MECHANISM.</b>						
PEDAK	1	1411	Rear Brake Pedal .. .. .	4	0	
PEHAF	1	1412	Rear Brake Pedal Shaft .. .. .			10
EXBON	1	594	Rear Brake Pedal Shaft Nut .. .. .			1
FRASH	1	746	Rear Brake Pedal Shaft Washer .. .. .			1
PEHER	1	1162	Rear Brake Pedal Shaft Washer .. .. .			1
	1		Rear Brake Pedal Shaft Split Pin .. doz.			1
PERIN	1	1189	Rear Brake Pedal Return Spring .. .. .			4
PEROD	1	1120	Rear Brake Rod .. .. .			5
PECON	1	1192	Rear Brake Rod Connecting Fork .. .. .	1	3	
PEPIN	1	694	Rear Brake Rod Connecting Pin .. .. .			2
	1		Rear Brake Rod Connecting Split Pin doz.			1
FYNUT	2	598	Rear Brake Rod Lock Nut .. .. .			1
<b>CHAINCASE.</b>						
CHARE	1	1415	Chaincase, Rear Half .. .. .	4	0	
CHASE	1		Chaincase, Front Half .. .. .	6	0	
CAREX	1	602	Chaincase Junction Screw .. .. .			1
CAWAS	1	605	Chaincase Junction Screw Washer .. .. .			1
CAREW	1	939	Chaincase Gearbox Bracket Bolt .. .. .			1
FYMAG	1	601	Chaincase and Carrier Bolt .. .. .			1
	1		Chaincase and Carrier Bolt Washer .. .. .			1
<b>TANK.</b>						
CHANK	1	1418	Tank .. .. .	2	17	6
CHEAL	1	1469	Tank Petrol Filler Cap .. .. .		1	2
CHOIL	1	1470	Tank Combined Sight Feed and Oil Filler Cap		1	6
CHAPO	2		Tank Petrol Feed Tap .. .. .		2	0
CHAPA	3		Tank Petrol and Oil Outlet Washer .. .. .			1
CYCAR	4	773	Tank Fixing Screw .. .. .			2
CHUBE	4	823	Tank Buffer .. .. .			2
<b>K.R. and K.R.E. only.</b>						
CHRIP	2	1453	Tank Knee Grip .. .. .		2	6
CHATE	2	1464	Tank Knee Grip Plate .. .. .			9
CHING	2	1466	Tank Knee Grip Fixing Disc .. .. .			9
CHREW	2	1467	Tank Knee Grip Fixing Disc Screw .. .. .			1
CHANT	2	1468	Tank Knee Grip Fixing Disc Nut .. .. .			1
CHIPP	1	1481	Petrol Pipe .. .. .		2	0
CHINP	1	801	Petrol Pipe Nipple .. .. .			6
CHUNT	1	800	Petrol Pipe Union Nut .. .. .			6
CHILD	2	794	Petrol Pipe Tank Union Nut .. .. .			6
CHILO	2	793	Petrol Pipe Tank Union Nipple .. .. .			6
CHOIX	1	1471	Oil Pipe (Tank to Pump) .. .. .		2	0
CHOPP	1	797	Oil Pipe Tank Union Nipple .. .. .			6
CHONP	1	796	Oil Pipe Tank Union Nut .. .. .			6
CHILE	1		Oil Pipe Pump Union Nipple .. .. .			6
CHILN	1		Oil Pipe Pump Union Nut .. .. .			6
CHOIP	1	1472	Oil Pipe (Pump to Sight Feed) .. .. .		2	0
CHOIS	1	1479	Oil Pipe Sight Feed Union Nipple .. .. .			6
CHOUP	1	796	Oil Pipe Sight Feed Union Nut .. .. .			6
CHILE	1		Oil Pipe Pump Union Nipple .. .. .			6
CHILN	1		Oil Pipe Pump Union Nut .. .. .			6
CHIPE	1	1473	Oil Pipe (Pump to Engine) .. .. .		2	0
CHILO	1	793	Oil Pipe Cylinder Union Nipple .. .. .			6
CHILD	1	794	Oil Pipe Cylinder Union Nut .. .. .			6
CHILE	1		Oil Pipe Pump Union Nipple .. .. .			6
CHILN	1		Oil Pipe Pump Union Nut .. .. .			6

When ordering Spares please always state Engine and Frame Numbers.

CODE	No.	PART No.	DESCRIPTION OF PART	PRICE		
				£	s.	d.
<b>FOOTBOARDS.</b>						
PATAD	2	1175	Footboard .. .. .	10	0	
PAPIN	1	1176	Footboard Spindle (Front) .. .. .	1	3	
EXBON	2	594	Footboard Spindle Nut (Front) .. .. .		1	
FRASH	2	746	Footboard Spindle Washer (Front) .. .. .		1	
PAWAR	1	1177	Footboard Spindle (Rear) .. .. .		9	
PANUT	2	720	Footboard Spindle Nut (Rear) .. .. .		1	
PAHER	2	745	Footboard Spindle Washer (Rear) .. .. .		1	
PADIS	2	1178	Footboard Distance Tube (Rear) .. .. .		9	
PAHER	2	745	Footboard Distance Tube Washer .. .. .		1	
PATOB	1	1179	Footboard Distance Tube (Front), R.H. .. .. .		9	
PATUF	1	1182	Footboard Distance Tube (Front), L.H. .. .. .		9	

**HANDLEBARS.**

HANDA	1	1396	Handlebar .. .. .	7	0	
HARIP	2		Handlebar Grip (Open End) .. .. .	1	0	

**FRONT BRAKE CONTROL.**

HALEV	1		Inverted Lever .. .. .	4	9	
HACAB	1		Inner Cable .. .. .		9	
HATER	1		Outer Casing with Caps .. .. .	1	9	
HALAN	1		Plain Stop (Loose) .. .. .		2	
HANIP			Nipple (Fixed), for Handlebar Lever .. .. .		2	

**CLUTCH CONTROL.**

HARAK	1		Clutch Lever, Straight Pull Type .. .. .	4	6	
HABLE	1		Inner Cable .. .. .	1	0	
HASIN	1		Outer Casing with Caps .. .. .	2	0	
HANIP	1		Nipple (Fixed), to suit Handlebar Lever .. .. .		2	
HAPLI	1		Nipple (Loose) to suit Gearbox Lever .. .. .		2	
HALIN	1	1282	Plain Stop .. .. .		2	
HARET	1		Return Spring .. .. .		2	

**MAGNETO AND RELEASE VALVE CONTROL.**

HAREM	1		Combined Magneto and Release Valve Lever .. .. .	6	0	
HAREN	1		Inner Cable for Magneto .. .. .	1	0	
HACAS	1		Outer Casing with Caps, for Magneto .. .. .	2	0	
HASOL	1		Nipple (Loose) for Magneto .. .. .		2	
HASOF	1		Nipple (Fixed) for Handlebar Magneto Lever .. .. .		2	
HACOM	1		Outer Casing with Caps, for Release Valve .. .. .	1	9	
HANIR	1		Inner Cable for Release Valve .. .. .		9	
HADUS	1		Adjuster, complete with Lock Nut .. .. .	1	0	
HAMAL	1		Nipple, Small (Loose), for Handlebar Lever .. .. .		2	
HAYER	1		Nipple (Silver Soldered), Fixed .. .. .		2	

When ordering Magneto Control always state make of Magneto.

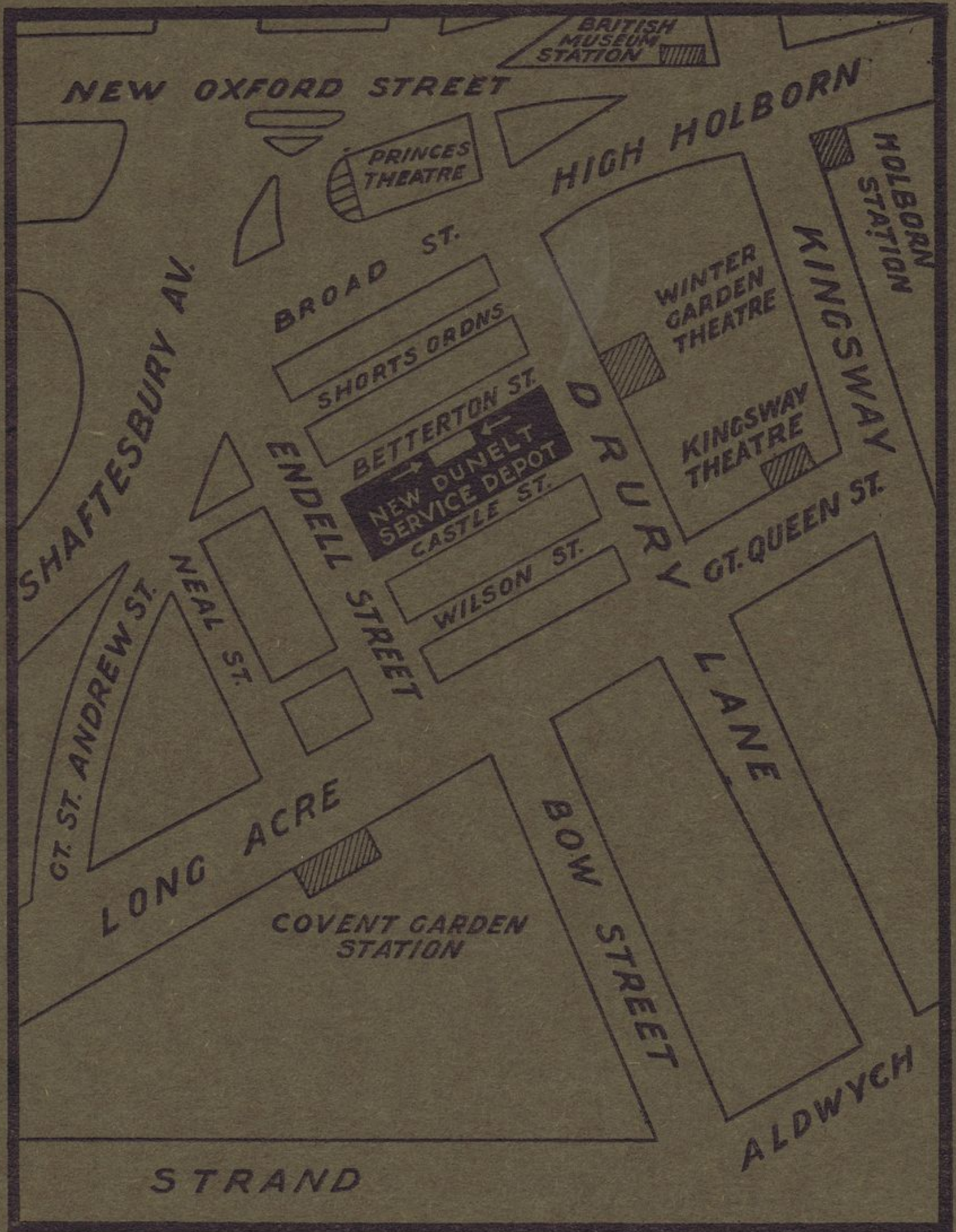
**PANNIER BAG.**

PABOX	1	1449	Pannier Box .. .. .	5	0	
PALIP	2		Pannier Box Clip .. .. .		3	
PATES	2		Pannier Box Plates .. .. .		2	
PAREW	4		Pannier Box Fixing Screws .. .. .		1	
PATUN	4		Pannier Box Fixing Screws Nuts .. .. .		1	
PAKEY	1		Pannier Box Key .. .. .		2	

When ordering Spares please always state Engine and Frame Numbers.

CODE	No.	PART No.	DESCRIPTION OF PART	£	s.	d.
<b>TOOLS.</b>						
TOROL	1		Tool Roll .. .. .	2	6	
TOPLU	1	1279	Sparking Plug Spanner .. .. .	1	6	
TOCON	1	1499	Cone Spanner .. .. .			6
TOHEX	1	1301	$\frac{3}{8}$ " $\times$ $\frac{5}{16}$ " Whit. Hex. Open Ended Spanner ..			9
TOPEN	1	1302	$\frac{3}{16}$ " $\times$ $\frac{1}{4}$ " Whit. Hex. Open Ended Spanner ..			6
TOLEV	2	1303	Tyre Lever .. .. .			4
TOBOX	1	1304	$\frac{1}{2}$ " Whit. Hex. Box Spanner and Tommy Bar			10
TOLIE	1	952	Pliers .. .. .	1	3	
TOREW	1	951	Screwdriver, 6" .. .. .			8
TOPIS	1	1166	Piston Ring Fitter .. .. .	1	0	
TOMAG	1		Magneto Spanner .. .. .			2
TOSED	1	1428	$1\frac{1}{4}$ " Open and $\frac{11}{16}$ " Closed Whit. Hex. Spanner	1	0	
TOTAB	1	950	Adjustable Spanner .. .. .	2	0	
TOGUN	1	1278	Grease Gun .. .. .	6	0	
TONER	1	1300	$\frac{3}{16}$ " Whit. Hex. Box Spanner .. .. .			8
<b>CHAINS, SADDLE, ETC.</b>						
TAPEL	1	2014	Tank Petrol Strainer .. .. .	3	0	
TATOR	1		Inflator .. .. .	3	6	
TACHA	1		Front Driving Chain (65 Links) .. .. .	8	0	
TACIN	1		Rear Driving Chain (104 Links) .. .. .	12	8	
TALIP	3		Frame Cable Clip .. .. .			2
TALIC	1		Licence Holder .. .. .	1	6	
TAHOR			Horn .. .. .	10	0	
TASAD	1		Saddle .. .. .	1	19	0
CABOL	1	603	Saddle Front Fixing Bolt .. .. .			2
CAWAS	2	605	Saddle Front Fixing Bolt Washer .. .. .			1
FYNUT	1	598	Saddle Front Fixing Bolt Nut .. .. .			1
<b>DYNAMO.</b>						
DYMON			Dynamo .. .. .	2	10	0
DYROC	1	1238	Dynamo Sprocket .. .. .	3	6	
DYKET	1		Dynamo Bracket .. .. .	6	0	
CABOL	1	603	Dynamo Bracket Bolt .. .. .			2
FYNUT	1	598	Dynamo Bracket Nut .. .. .			1
FOWAS	1	1111	Dynamo Bracket Washer .. .. .			1
DYFIX	4	1263	Dynamo Bracket Fixing Screw .. .. .			2
	4		Dynamo Bracket Fixing Spring Washer ..			1
DYNAN	1		Dynamo-Magneto Chain, $\frac{1}{2}$ " P $\times$ $\frac{1}{8}$ " Endless Chain (31 Links) .. .. .	1	4	
DYRER	1	1483	Rear Mudguard Number Plate .. .. .	1	0	
NOTE: State whether Wiring for Sidecar Lamp.						
DYHED			Headlamp, complete with Wires .. .. .	1	10	0
DYBAT			Moulded Battery .. .. .	1	4	6
DYTAL			Tail Lamp .. .. .			7
DYCAR			Sidecar Lamp .. .. .	10	6	

When ordering Spares please always state Engine and Frame Numbers.



DISTRICT PLAN SHOWING THE NEW LONDON SERVICE DEPOT:  
**DUNFORD & ELLIOTT (S) LTD.**,  
 15, BETTERTON ST., COVENT GARDEN, LONDON, W.C.2.  
 Telephone: CHANCERY 8646.