

A LIST OF  
Spare & Replacement Parts

FOR THE

**ROYAL ENFIELD**

MOTOR CYCLE

1946-48

**MODEL RE**

125 c.c. Two-Stroke

---

*Price 1/-*

---

THE  
**ENFIELD CYCLE CO. LTD.**

*Head Office and Works: REDDITCH.*

*London Showrooms and Spares Depot:  
221, Tottenham Court Rd., W.1.*





A LIST OF  
Spare & Replacement Parts

FOR THE

**ROYAL ENFIELD**

MOTOR CYCLE

1946-48

**MODEL RE**

125 c.c. Two-Stroke

---

PRICE 1/-

---

**THE ENFIELD CYCLE CO. LTD.**

*Head Office and Works: REDDITCH.*

Telegrams:

"Cycles, Phone, Redditch."

Telephone:

Redditch 121 (8 lines.)

*London Showrooms and Spares Depot:*

221, Tottenham Court Rd., W.1.

Telephone: MUSEum 8991-2

# INDEX

	Page
Brake (front hub) .. .. .	18
"  (rear " ) .. .. .	20
Brake Pedal & Rod .. .. .	24
Carburettor & Air Filter .. .. .	34
Carrier .. .. .	22
Chaincase & Chainguard .. .. .	24
Clutch .. .. .	12
Control Cables .. .. .	30
Crankcase .. .. .	4 & 6
Crankshaft .. .. .	4
Cylinder .. .. .	4
Decompressor .. .. .	6
Exhaust System .. .. .	6
Footrest .. .. .	24
Fork .. .. .	16
Frame .. .. .	14
Gear Unit & Control .. .. .	8 & 10
Handlebar & Controls .. .. .	28
Kickstarter .. .. .	12
Lamps, Head & Tail .. .. .	37
Legshields .. .. .	14
Magneto Flywheel .. .. .	36
Mudguards .. .. .	22
Petrol Tank .. .. .	26
Piston .. .. .	4
Saddle .. .. .	32
Speedometer & Drive .. .. .	26
Stand .. .. .	14
Steering Head .. .. .	16
Toolbox & Tools .. .. .	32
Wheel & Brake (front) .. .. .	18
"  "  "  (rear) .. .. .	20

N.B.—Model R.E. has been supplied with both Black and Maroon enamel finishes. The appropriate colour should therefore ALWAYS be quoted when ordering parts with an enamel finish.

Sanction No.  
867M

Frame Nos.  
RE27651 — RE32650.



All prices of Spare and Replacement Parts are subject to revision or modification, at our discretion, without notice.

Our terms are STRICTLY NET CASH WITH ORDER, or cash on receipt of PRO-FORMA INVOICE. Repairs and sundries items cannot be booked. Prices do not include cost of carriage or postage which will be covered by a surcharge of 5% (subject to a minimum of 6d.) on the nett invoice value. C.O.D. fees and the cost of packing cases or crates are additional to the fixed surcharge.

Any part or complete motor cycle sent for repair should be consigned CARRIAGE PAID and the sender's name and address should be given in full on the address tally. Parts sent to us carriage forward are liable to be refused, and to lie with the carriers at sender's risk and expense.

Full instructions regarding the necessary repairs to be done, with advice as to the mode of despatch of the machine (or part), should be posted the same day.

When forwarding motor cycles for repair it is advisable to remove all accessories and easily detached fittings, such as badges, mascots, tools, tyre inflator, etc. Besides facilitating the work of repair, it will also prevent any loss during transit.

Order all parts by the name of the article and the NUMBER PRECEDING IT, also state the number of the engine or machine for which they are intended. The engine number will be found stamped on the driving side of the crank case below the cylinder barrel and the machine number at the top of the front down tube.

#### GUARANTEE.

We respectfully refer customers to the terms of our guarantee, which appears on page 38 of this list.

When forwarding a complete Motor Cycle, Engine, Carburettor or Magneto with the request that we overhaul the same, we understand by the term "Overhaul" that it is to be entirely dismantled, thoroughly renovated, any worn parts renewed, and put in perfect working order. In case a customer desires only certain parts attended to, full instructions should be given us to that effect, otherwise the cost may be in excess of that anticipated.

#### ESTIMATES AND QUOTATIONS.

When customers send complete Motor Cycles or parts thereof to us for repairs, we are always prepared to furnish estimates before proceeding with the necessary work. At the same time, it must be distinctly understood that we can only give approximate quotations. Frequently, when the actual work is in progress, it is found necessary to replace parts other than those specified in the estimate, as we make a practice of including in such estimates only those items and parts which at the time we consider really essential to put the machine (or parts) in a thoroughly satisfactory condition.

If any estimate prepared in this way is not accepted, we reserve the right to make a nominal charge for taking down and re-assembling any parts necessary in preparing it.


We cannot hold ourselves responsible for loss of, or damage to, any parts lying at our works for repairs, unless instructions to proceed with same are given within twenty-one days of our estimate for the said repairs having been rendered.

All acetylene-welded repairs to crank cases and other aluminium parts are carried out with extreme care, but we cannot give any guarantee with, or accept responsibility for, any parts so treated.



## CYLINDER, PISTON, CRANKSHAFT & CRANKCASE

Illus. No.	No. of part.	Description.	No. per set.
<b>CYLINDER</b>			
1	32473 .. ..	Cylinder barrel with head studs (screwed exh. port)	1
	32891 .. ..	" " " " " (plain exh. port)	1
2	26436 .. ..	" base joint washer .. ..	1
3	27300 .. ..	" head .. ..	1
4	14751 .. ..	" " stud $\frac{5}{16}'' \times 2\frac{1}{16}''$ .. ..	4
5	7216 .. ..	" " " nut .. ..	4
6	8634 .. ..	" " " washer .. ..	4
<b>PISTON</b>			
7	32474 .. ..	Piston c/w rings, gudgeon pin & circlips (std.)	1
	32474/15 .. ..	" " " " " (.015" o'size)	1
	32474/30 .. ..	" " " " " (.030" o'size)	1
8	26432 .. ..	Piston ring (std.) .. ..	2
	26432/15 .. ..	" " (.015" o'size) .. ..	2
	26432/30 .. ..	" " (.030" o'size) .. ..	2
9	26437 .. ..	Gudgeon pin .. ..	1
	26437/5 .. ..	" " (.005" oversize) .. ..	1
	26437/10 .. ..	" " (.010" " ) .. ..	1
10	26710 .. ..	" " circlip .. ..	2
<b>CRANKSHAFT</b>			
11	30671 .. ..	Crankshaft assy. .. ..	1
12	30551 .. ..	" drive side .. ..	1
13	30552 .. ..	" flywheel side .. ..	1
14	28457 .. ..	Connecting rod with small end bush ..	1
15	19278 .. ..	Small end bush .. ..	1
16	30553 .. ..	Crankpin .. ..	1
17	32032 .. ..	" roller .. ..	12
18	27292 .. ..	" thrust washer .. ..	2
<b>CRANKCASE</b>			
19	32479 .. ..	Crankcase c/w studs, bushes, bearings and all fixed fittings ..	1
20	26709 .. ..	" dowel .. ..	1
21	29923 .. ..	" drain plug .. ..	1
22	24917 .. ..	" " " washer .. ..	1
23	SK/6302 .. ..	Ball bearing, drive and flywheel side, $15 \times 42 \times 18$ mm.	2
24	SK/6202 .. ..	" " drive side, $15 \times 35 \times 11$ mm	1
25	30554 .. ..	" " distance collar, drive side	1
26	26742 .. ..	Bush, drive side .. ..	1
27	26741 .. ..	" flywheel side .. ..	1





# CRANKCASE STUDS & BOLTS, DECOMPRESSOR ENGINE SPROCKET & EXHAUST SYSTEM

Illus. No.	No. of part.	Description.	No. per set.
<b>CRANKCASE STUDS AND BOLTS</b>			
1	12240 .. ..	Cylinder base stud $\frac{5}{16}'' \times 1\frac{3}{16}'' \times 26$ ..	4
2	8633 .. ..	.. .. .. nut .. ..	4
3	26489 .. ..	Crankcase connecting stud, $\frac{1}{4}'' \times 1\frac{1}{4}'' \times 26$	2
4	27000 .. ..	.. .. .. nut .. ..	4
5	5915 .. ..	.. .. .. washer .. ..	4
6	26490 .. ..	.. .. .. $\frac{1}{4}'' \times 1\frac{5}{8}'' \times 26$	1
7	26494 .. ..	.. .. .. $\frac{1}{4}'' \times 2\frac{3}{4}'' \times 26$	1
8	24883 .. ..	Magneto cover plate stud $\frac{1}{4}'' \times 1\frac{1}{16}'' \times 26$	3
4	27000 .. ..	.. .. .. nut .. ..	3
9	24141 .. ..	.. .. .. washer .. ..	3
<b>DECOMPRESSOR</b>			
10	27021 .. ..	Decompressor body .. ..	1
11	14750 .. ..	.. .. joint washer .. ..	1
12	27022 .. ..	.. valve .. ..	1
13	27024 .. ..	.. .. spring .. ..	1
14	27025 .. ..	.. .. .. cap .. ..	1
15	27998 .. ..	.. .. .. peg .. ..	1
<b>ENGINE SPROCKET</b>			
16	27002 .. ..	Sprocket 14T .. ..	1
17	17504 .. ..	.. key .. ..	1
18	15312 .. ..	.. nut .. ..	1
19	5029 .. ..	.. washer .. ..	1
<b>EXHAUST SYSTEM</b>			
20	*32458 .. ..	Exhaust pipe (plain type) .. ..	1
21	*26434 .. ..	.. .. nut .. ..	1
22	*26468 .. ..	.. .. washer .. ..	1
	†32458 .. ..	.. .. (with bulge) .. ..	1
	†32463 .. ..	.. .. clip .. ..	1
	† 5369 .. ..	.. .. bolt .. ..	1
	†32464 .. ..	.. .. nut .. ..	1
	†32465 .. ..	.. .. bush .. ..	1
23	29680 .. ..	Silencer .. ..	1
24	29749 .. ..	Clip, silencer—exhaust pipe .. ..	1
25	29805 .. ..	.. stud $\frac{1}{4}'' \times 1\frac{13}{16}''$ o'all (special) .. ..	1
26	26998 .. ..	.. .. nut $\frac{1}{4}'' \times 26$ .. ..	2
27	27916 .. ..	.. .. shakeproof washer .. ..	1
28	31246 .. ..	Silencer bracket stud, $\frac{1}{4}'' \times 1\frac{11}{16}'' \times 26$ .. ..	1
26	26998 .. ..	.. .. nut .. ..	1
27	27916 .. ..	.. .. shakeproof washer .. ..	1

\* Suits Cylinder Part No. 32743.

† .. .. .. 32891.





1

2

3

4

5

6



7

8

9



10

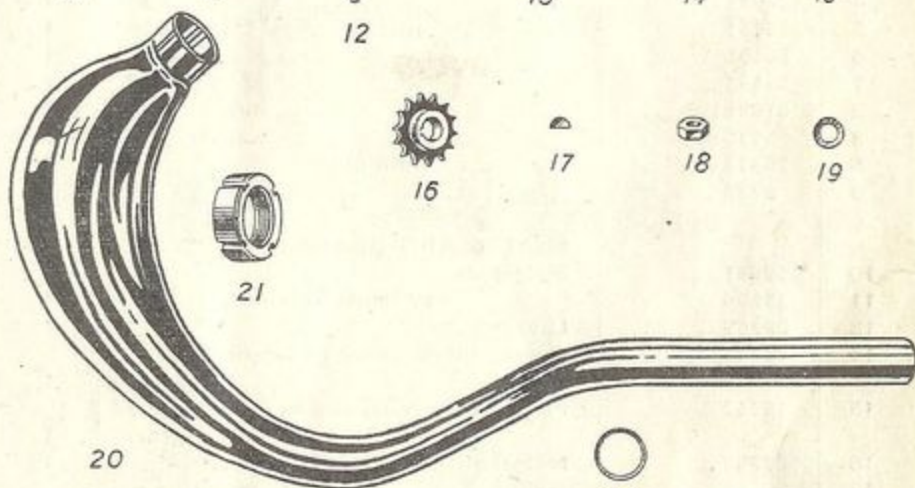
11

12

13

14

15



20



21



16



17



18



19



22



24



25



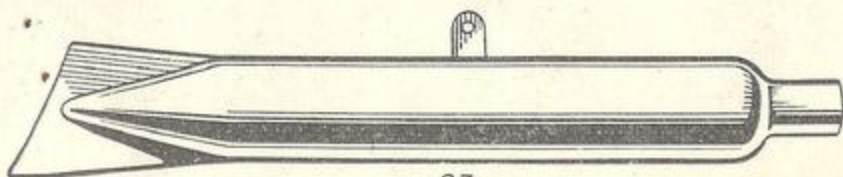
26



27



28




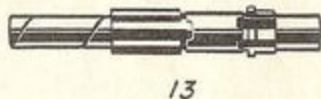
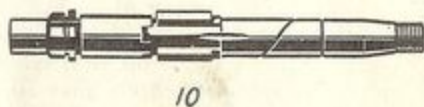

23

S.R.E. 3.9.48.

## GEAR UNIT

Illus. No.	No. of part.	Description.	No. per set.
<b>STUDS AND PLUGS</b>			
1	10772 .. ..	Gearbox Connecting stud, $\frac{1}{4}'' \times 1\frac{7}{8}'' \times 26$	1
4	27089 .. ..	" " " " $\frac{1}{4}'' \times 2'' \times 26$	1
5	26491 .. ..	" " " " $\frac{1}{4}'' \times 2\frac{1}{4}'' \times 26$	1
6	26492 .. ..	" " " " $\frac{1}{4}'' \times 2\frac{3}{8}'' \times 26$	1
7	26493 .. ..	" " " " $\frac{1}{4}'' \times 2\frac{5}{8}'' \times 26$	1
2	27000 .. ..	" " " " nut, $\frac{1}{4}''$ dia.	5
3	5915 .. ..	" " " " washer, $\frac{1}{4}''$ d.	5
8	26472 .. ..	Oil filler or drain plug .. ..	2
9	9732 .. ..	" " " " " washer .. ..	2
<b>SHAFTS AND GEARS</b>			
10	29861 .. ..	Mainshaft .. ..	1
11	17504 .. ..	" key (clutch securing) .. ..	1
13	29869 .. ..	Layshaft .. ..	1
14	29865 .. ..	Splined thrust collar (mainshaft— highgear)	1
15	19552 .. ..	Plain thrust washer (mainshaft—low gear)	1
16	29862 .. ..	Mainshaft high gear, 26T .. ..	1
12	29855 .. ..	" " " " nut (securing sprocket)	1
17	29863 .. ..	" sliding gear, 21T .. ..	1
18	29864 .. ..	" small gear, 15T .. ..	1
19	29870 .. ..	Layshaft small gear, 16T .. ..	1
20	29871 .. ..	" sliding gear, 21T .. ..	1
21	29872 .. ..	" and kickstarter gear, 27T .. ..	1











1



2



3



4



5



6




7



8



9



10



11



12



13



17

18



14



15



16



19



20



21



22



23



24



25



28



31



26



30

29


32

SRE 2/2/48

## GEAR UNIT—Contd.

Illus. No.	No. of part.	Description.	No. per set.
<b>KICKSTARTER</b>			
1	34783 .. ..	Kickstarter crank .. .. .	1
2	34371 .. ..	.. .. clamp bolt .. .. .	1
	11509 .. ..	.. .. " .. nut .. .. .	1
	27917 .. ..	.. .. " .. washer .. .. .	1
3	26759 .. ..	.. .. return spring .. .. .	1
4	26501 .. ..	.. .. stop and trip plate .. ..	1
5	29857 .. ..	.. .. " " " " screw .. .. .	1
6	29879 .. ..	.. .. spindle .. .. .	1
7	29880 .. ..	.. .. " pawl .. .. .	1
8	29928 .. ..	.. .. pawl plunger .. .. .	1
9	29929 .. ..	.. .. " " spring .. .. .	1
<b>SPROCKETS AND CLUTCH</b>			
10	29866 .. *	Driving Sprocket, 14T .. .. .	1
11	30468 .. ..	Clutch sprocket with inserts and ball race	1
12	29822 .. ..	.. .. cork inserts .. .. .	15
13	29823 .. ..	.. .. ball cage .. .. .	2
	29874 .. ..	.. .. " " rivet .. .. .	15
	32017 .. ..	.. .. ball, $\frac{3}{16}$ " dia. .. .. .	50
14	30469 .. ..	Clutch centre .. .. .	1
15	29867 .. ..	.. .. securing nut .. .. .	1
	14613 .. ..	.. .. spring washer .. .. .	1
16	29814 .. ..	.. .. front plate .. .. .	1
17	29820 .. ..	.. .. driving stud .. .. .	6
18	29818 .. ..	.. .. spring .. .. .	6
19	29819 .. ..	.. .. screw .. .. .	6
<b>CLUTCH OPERATION (Gearbox)</b>			
20	26529 .. ..	Operating lever .. .. .	1
21	26534 .. ..	.. .. pivot pin .. .. .	1
22	24141 .. ..	.. .. " " washer .. .. .	2
23	28000 .. ..	.. .. " " split pin, $\frac{1}{16}$ " $\times$ $\frac{1}{2}$ "	2
24	26535 .. ..	.. .. adjusting screw .. .. .	1
25	29529 .. ..	.. .. " " nut .. .. .	1
26	26536 .. ..	.. .. cover .. .. .	1
27	26537 .. ..	.. .. " post .. .. .	2
28	27202 .. ..	.. .. " screw .. .. .	2
29	26533 .. ..	.. .. trunnion .. .. .	1
30	29875 .. ..	.. .. rod (long) .. .. .	1
31	26816 .. ..	.. .. (short) .. .. .	1
32	29876 .. ..	.. .. pad .. .. .	1
33	26566 .. ..	.. .. bush (in mainshaft) .. ..	1

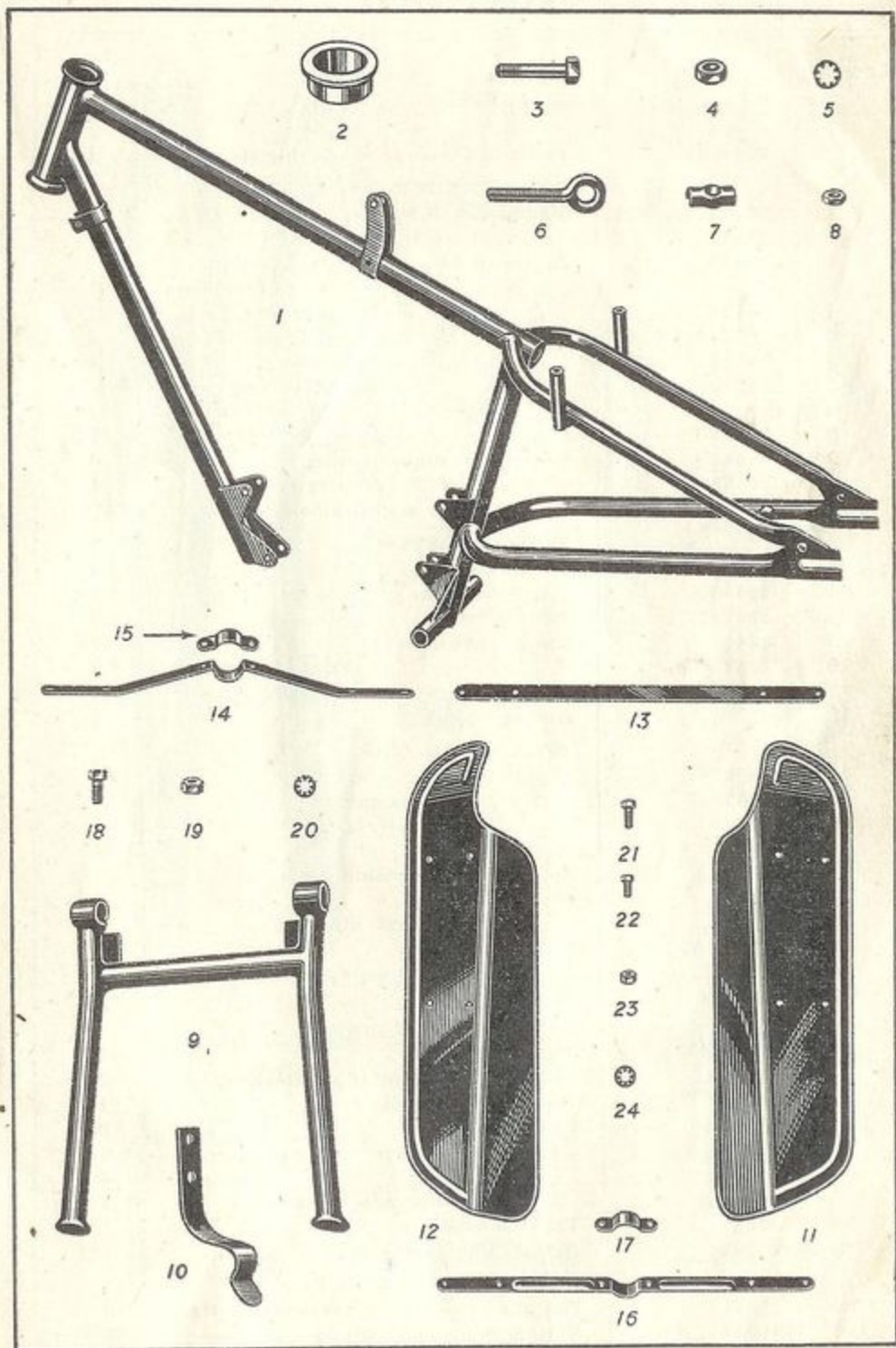




## FRAME, STAND & LEGSHIELDS

Illus. No.	No. of part.	Description.	No. per set.
<b>FRAME AND STAND</b>			
1	32484 .. ..	Frame with head races .. ..	1
2	26200 .. ..	Head ball race .. ..	2
	32017 .. ..	Ball, $\frac{3}{16}$ " dia. .. ..	44
3	34185 .. ..	Bolt securing engine and gear unit .. ..	4
		$\frac{5}{16}$ " $\times$ $1\frac{9}{16}$ " $\times$ 26	
4	27001 .. ..	Nut, $\frac{5}{16}$ " .. ..	4
5	27917 .. ..	Shakeproof washer .. ..	4
6	4408 .. ..	Driving chain adjuster .. ..	2
7	17591 .. ..	" " " plate .. ..	2
8	31757 .. ..	" " " nut, $\frac{1}{4}$ " $\times$ 26 .. ..	2
		Simmonds	
	34402 .. ..	Saddle bracket distance tube, .. ..	1
		$\frac{7}{16}$ " I.D. $\times$ $1\frac{1}{8}$ "	
9	29769 .. ..	Centre stand .. ..	1
10	26414 .. ..	" " securing clip .. ..	1
<b>LEGSHIELDS</b>			
11	32417 .. ..	Legshield, R.H. .. ..	1
12	32416 .. ..	" L.H. .. ..	1
13	32420 .. ..	" strip (top) .. ..	1
14	32418 .. ..	" strap .. ..	1
15	32421 .. ..	" " clip .. ..	1
16	32419 .. ..	" " (btm.) .. ..	1
17	32422 .. ..	" " clip .. ..	1
18	F264 .. ..	" " " bolt, $\frac{1}{4}$ " $\times$ $\frac{1}{2}$ " $\times$ 26 .. ..	4
19	27000 .. ..	" " " nut .. ..	4
20	27916 .. ..	" " " washer .. ..	4
21	253 .. ..	Bolt securing legshields to strap (top) .. ..	4
		$\frac{3}{16}$ " $\times$ $\frac{13}{32}$ " $\times$ 32	
22	32423 .. ..	" " " " (btm.) .. ..	4
		$\frac{3}{16}$ " $\times$ $\frac{3}{8}$ " $\times$ 32	
23	26999 .. ..	Nut .. ..	8
24	29058 .. ..	Washer .. ..	8

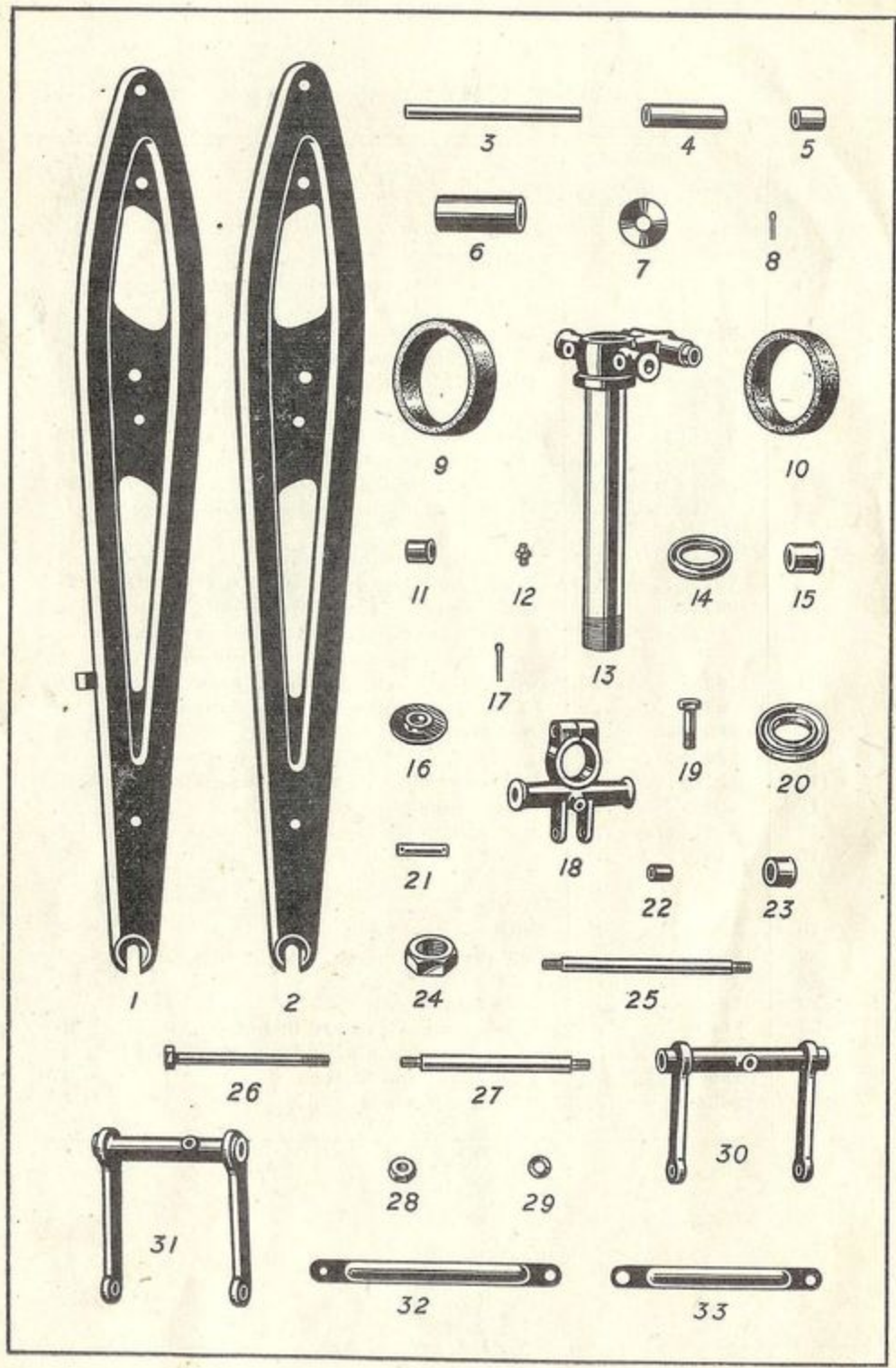




## FRONT FORK

Illus. No.	No. of part.	Description.	No. per set.
	29835 .. ..	Front fork assy. c/w steering stem etc.	1
		<b>FORK GIRDER</b>	
1	26330 .. ..	Side girder, R.H. .. ..	1
2	26331 .. ..	" " L.H. .. ..	1
3	26423 .. ..	Centre spindle carrying suspension rubbers	1
4	26424 .. ..	" " metal bush (large) ..	1
5	26425 .. ..	" " " " (small) ..	2
6	26446 .. ..	" " rubber sleeve ..	1
7	31379 .. ..	" " washer (locating sus- pension rubbers)	2
8	30781 .. ..	" " split pin, $\frac{3}{32}$ " $\times$ $\frac{3}{4}$ " ..	2
9	26443 .. ..	Suspension rubber (wide) ..	4
10	26453 .. ..	" " (narrow) ..	1
11	26447 .. ..	Rubber buffer stop (inside girder) ..	2
		<b>STEERING STEM</b>	
13	26940 .. ..	Crown and stem .. ..	1
14	26463 .. ..	" ball race .. ..	1
	32017 .. ..	Ball, $\frac{3}{16}$ " dia. .. ..	22
15	26444 .. ..	Crown rubber sleeve .. ..	2
16	26420 .. ..	" " " flanged washer	2
17	30780 .. ..	" " " split pin, $\frac{3}{32}$ " $\times$ 1"	2
12	TC/PZ6 .. ..	Grease nipple .. ..	2
		<b>BALL HEAD CLIP</b>	
18	26381 .. ..	Ball head clip .. ..	1
19	26388 .. ..	" " " clamp bolt .. ..	1
20	26402 .. ..	" " " ball race .. ..	1
	32017 .. ..	Ball, $\frac{3}{16}$ " dia. .. ..	22
21	26421 .. ..	Spindle for suspension rubber	1
22	26422 .. ..	" bush .. ..	1
23	26445 .. ..	" " rubber sleeve .. ..	1
	30781 .. ..	" split pin .. ..	2
24	26461 .. ..	Ball head clip adjusting nut ..	1
12	TC/PZ6 .. ..	Grease nipple .. ..	1
		<b>SPINDLES AND LINKS</b>	
25	26341 .. ..	Top link spindle .. ..	1
26	29787 .. ..	Spindle for ball head clip or steering stem	2
27	26364 .. ..	Bottom link spindle .. ..	1
28	10783 .. ..	Spindle nut .. ..	6
29	23659 .. ..	" washer for top and bottom spindles	4
	30465 .. ..	" nut shakeproof washer ..	2
30	26337 .. ..	Top link assy. .. ..	1
31	26359 .. ..	Bottom link assy. .. ..	1
		<b>HEADLAMP BRACKETS</b>	
32	26382 .. ..	Top bracket (long) $7\frac{1}{4}$ " between centres	2
33	29959 .. ..	Bottom bracket (short) $5\frac{1}{8}$ " ..	2

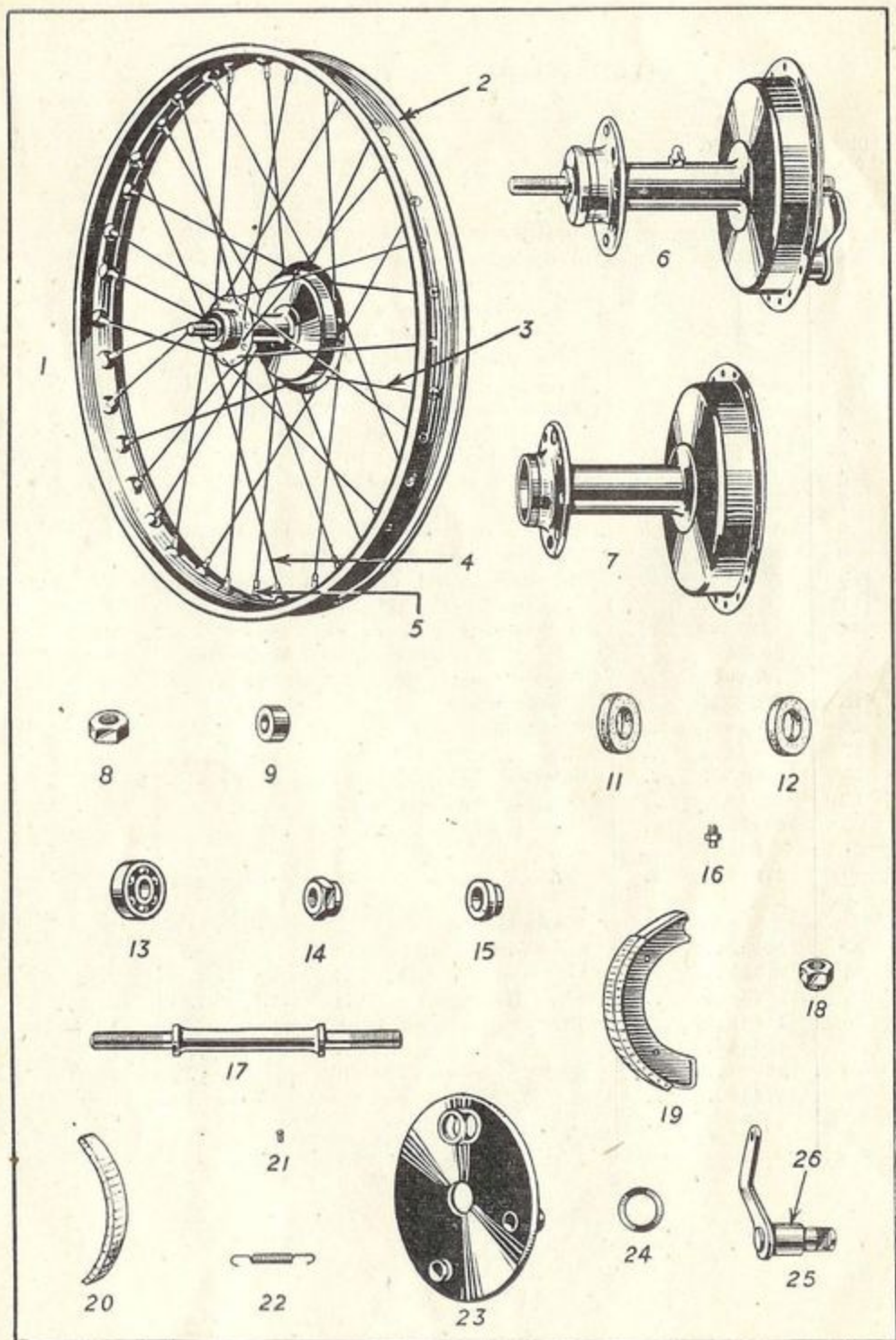




## FRONT WHEEL & BRAKE

Illus. No.	No. of part.	Description.	No. per set.
<b>WHEEL</b>			
1	32471B ..	Wheel, black enamelled, c/w spindle, bearings and brake assy., less tyre	1
	32471C ..	Wheel, chromium plated, c/w spindle, bearings and brake assy., less tyre	1
2	26949B ..	Rim, WMO-19, black enamelled ..	1
	26949C ..	.. .. chromium plated ..	1
3	26947 ..	Spoke, brake side, $7\frac{15}{16}$ " x 12G ..	18
4	26948 ..	.. flange side, $8\frac{7}{8}$ " x 12G ..	18
5	16529 ..	.. nipple, 12G x 56 ..	36
6	32443 ..	Hub c/w spindle, bearings and brake assy.	1
7	32444 ..	.. only .. .. .	1
8	19248 ..	Brake plate locknut (outside brake plate)	1
9	26545 ..	Distance piece, $\frac{3}{8}$ " wide (used only when selfcontained speedometer gearbox is not fitted)	1
11	26385 ..	Oil retainer, felt, $\frac{3}{16}$ " thick, brake side	1
12	26386 ..	.. .. $\frac{5}{32}$ " .. flange ..	1
13	SK/6200 ..	Ball bearing .. .. .	2
14	30536 ..	.. .. retaining nut, flange side	1
15	30535 ..	Distance collar (behind brake plate) ..	1
16	TC/PZ6 ..	Grease nipple .. .. .	1
17	30674 ..	Hub spindle .. .. .	1
18	26374 ..	.. .. nut .. .. .	2
<b>BRAKE</b>			
19	26954 ..	Shoe with lining .. .. .	2
22	22014 ..	Lining only .. .. .	2
10	18683 ..	.. rivet .. .. .	12
22	18718 ..	Shoe return spring .. .. .	2
23	26955 ..	Brake plate with fixed fittings ..	1
24	27830 ..	.. .. packing washer (if reqd.)	1
25	26956 ..	.. cam and lever .. .. .	1
26	26384 ..	.. .. sleeve .. .. .	1

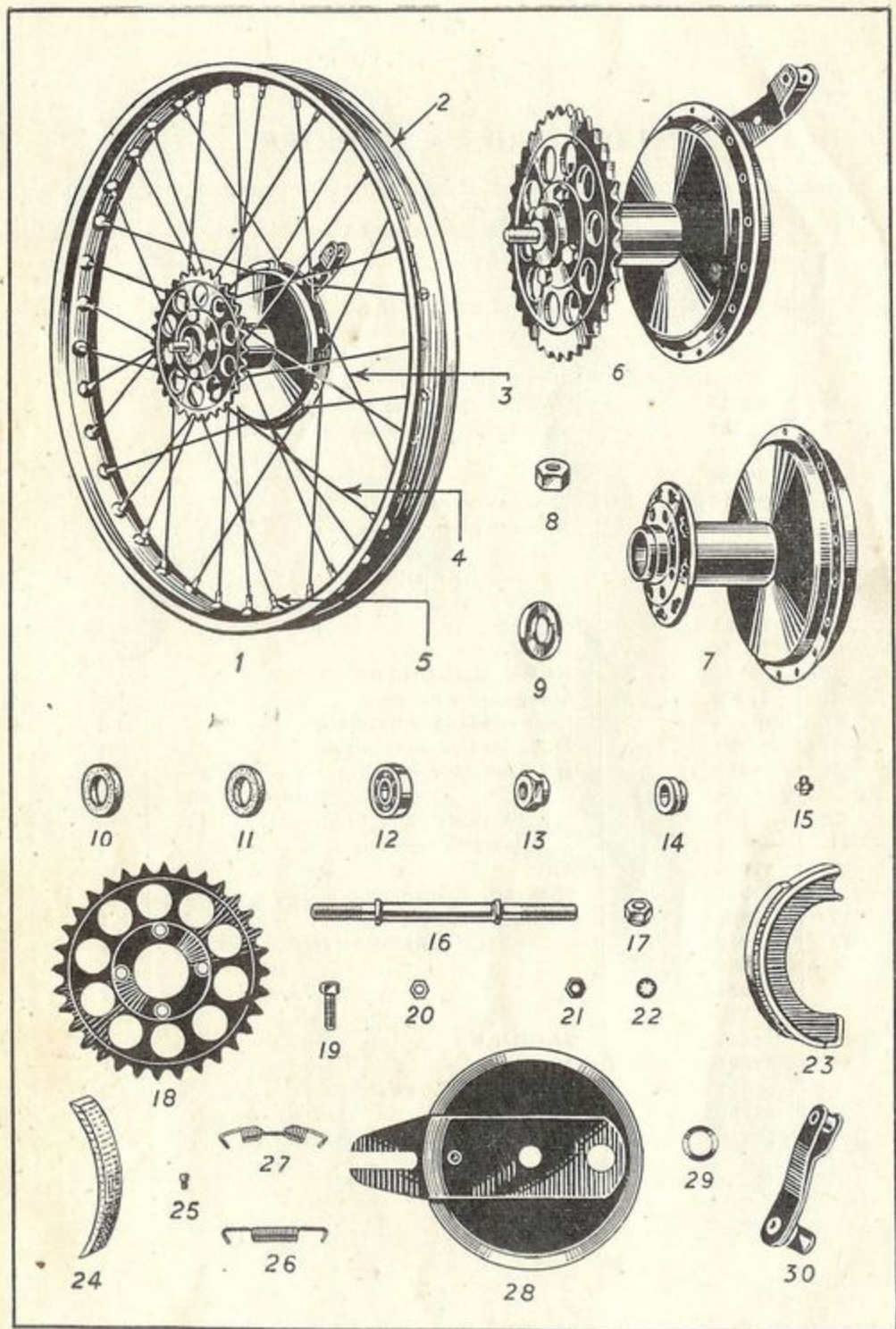




## REAR WHEEL & BRAKE

Illus. No.	No. of part.	Description.	No. per set.
		<b>WHEEL</b>	
1	32744B ..	Wheel, black enamelled, c/w spindle, bearings, brake assy., and 34T sprocket less tyre .. ..	1
	32744C ..	Do. chromium plated .. ..	1
2	26949B ..	Rim, WMO-19, black enamelled ..	1
	26949C ..	" " chromium plated ..	1
3	26943 ..	Spoke, brake side, $7\frac{3}{8}$ " x 12G. butted 10G	18
4	26944 ..	" flange " $8\frac{11}{16}$ " x 12G. " 10G	18
5	16529 ..	" nipple, 12G x 56 .. ..	36
6	32746 ..	Hub with brake assy and 34T sprocket	1
7	31273 ..	" only .. ..	1
8	30537 ..	Brake plate locknut (outside brake plate)	1
9	26355 ..	Dust excluder (flange side) .. ..	1
10	26386 ..	Oil retainer, felt, $\frac{5}{32}$ " thick, flange side	1
11	26385 ..	" " " $\frac{3}{16}$ " " brake " ..	1
12	SK/6200 ..	Ball bearing .. ..	2
13	30536 ..	" " retaining nut, flange side	1
14	30535 ..	Distance collar (behind brake plate) ..	1
15	TC/PZ6 ..	Grease nipple .. ..	1
16	30534 ..	Hub spindle .. ..	1
17	26374 ..	" " nut .. ..	2
18	32743 ..	Sprocket, 34T .. ..	1
19	29419 ..	" securing bolt .. ..	4
20	26998 ..	" " " nut .. ..	4
21	7916 ..	" " " locknut .. ..	4
22	27916 ..	" " " shakeproof washer	4
		<b>BRAKE</b>	
23	26959 ..	Shoe with lining .. ..	2
24	21971 ..	Lining only .. ..	2
25	29684 ..	" rivet .. ..	12
26	18044 ..	Shoe return spring (pivot side) ..	1
27	18045 ..	" " " (ca n side) ..	1
28	26960 ..	Brake plate with fixed fittings ..	1
29	27830 ..	" " packing washer (if reqd.)	1
30	33238 ..	" cam and lever .. ..	1

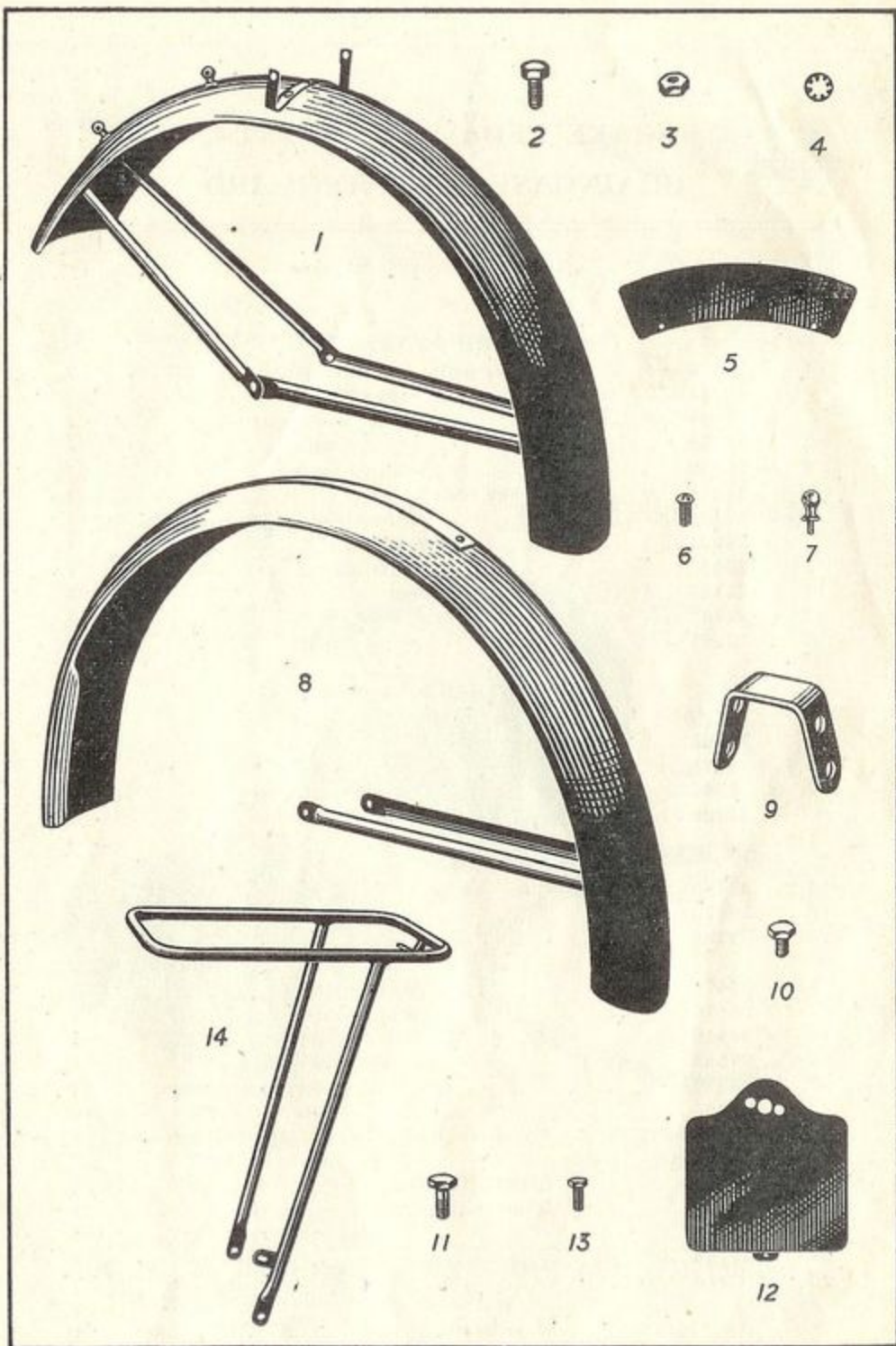




## MUDGUARDS & CARRIER

Illus. No.	No. of part.	Description.	No. per set.
		<b>FRONT MUDGUARD</b>	
1	32491 .. ..	Mudguard with stays and number plate clips	1
	ST53 .. ..	.. top stay .. ..	1
	ST54 .. ..	.. bottom stay .. ..	1
2	251 .. ..	Bolt securing guard to fork bridge and stays to fork	4
3	27000 .. ..	Nut .. ..	4
4	27916 .. ..	Shakeproof washer .. ..	4
5	26544 .. ..	Number plate .. ..	1
6	5171 .. ..	.. screw .. ..	2
7	14904 .. ..	.. clip .. ..	2
	26999 .. ..	.. " " nut .. ..	2
	29058 .. ..	.. " " washer .. ..	2
		<b>REAR MUDGUARD</b>	
8	27303 .. ..	Mudguard with stay .. ..	1
	ST55 .. ..	Rear mudguard backstay .. ..	1
9	27297 .. ..	Mudguard packing piece .. ..	1
10	26893 .. ..	Bolt, securing packing piece to frame and stand clip	1
2	251 .. ..	.. packing piece to guard .. ..	3
11	26309 .. ..	.. stay to fork end .. ..	2
3	27000 .. ..	Nut .. ..	5
4	27916 .. ..	Shakeproof washer .. ..	5
12	32485 .. ..	Number plate .. ..	1
13	253 .. ..	.. " fixing screw .. ..	2
	26999 .. ..	.. " " " nut .. ..	2
	29058 .. ..	.. " " " washer .. ..	2
		<b>CARRIER</b>	
14	26391 .. ..	Carrier .. ..	1
2	251 .. ..	Bolt, carrier to guard .. ..	2
3	27000 .. ..	Nut .. ..	2
4	27916 .. ..	Shakeproof washer .. ..	2

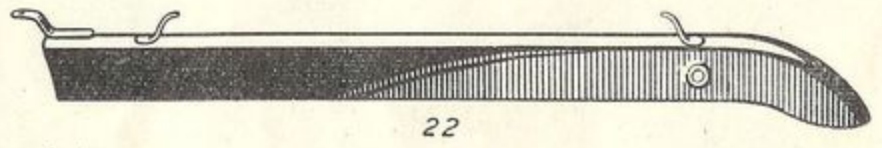

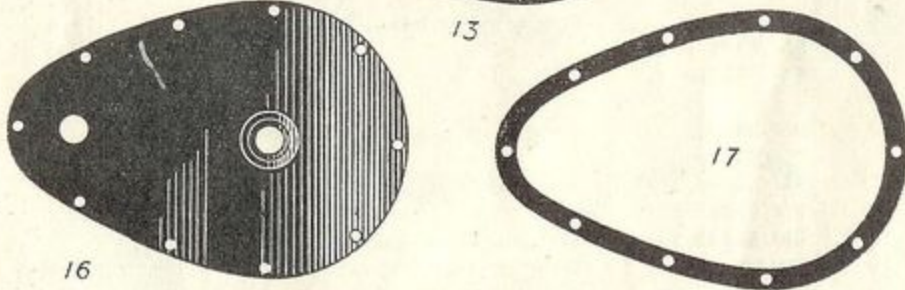
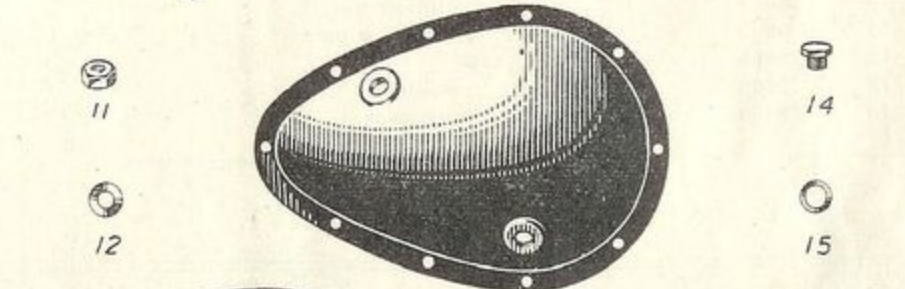

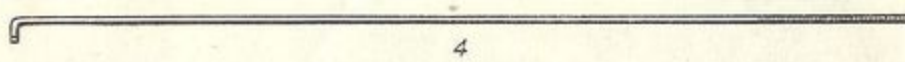
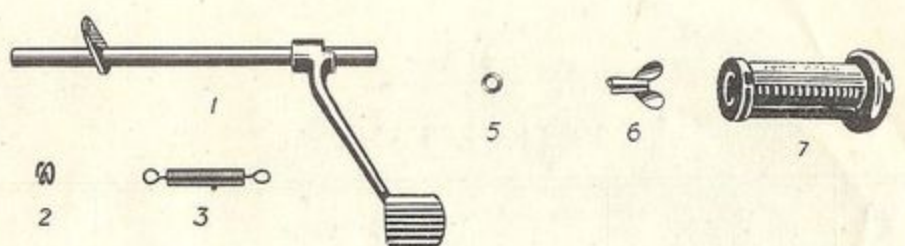




## BRAKE PEDAL, FOOTRESTS, CHAINCASE & CHAINGUARD

Illus. No.	No. of part.	Description.	No. per set.
<b>BRAKE PEDAL</b>			
1	29778 .. ..	Brake pedal and shaft assy. .. ..	1
	33188 .. ..	" " spindle distance collar .. ..	1
	7914 .. ..	" " " plain washer .. ..	1
2	26543 .. ..	" " " spring " .. ..	1
3	29790 .. ..	" " return spring .. ..	1
4	26411 .. ..	Brake rod .. ..	1
5	10480 .. ..	" " washer front end .. ..	1
	28001 .. ..	" " split pin, $\frac{3}{4}$ " x $\frac{7}{16}$ " .. ..	1
6	26413 .. ..	" " adjusting nut .. ..	1
7	26324 .. ..	Footrest rubber .. ..	2
	32867 .. ..	" arm assy., R.H. } Rigid .. ..	1
8	32868 .. ..	" " " L.H. } type .. ..	1
<b>FOOTRESTS</b>			
9	TC/PZ6 .. ..	Grease nipple .. ..	2
10	27203 .. ..	Footrest rod .. ..	1
11	10315 .. ..	" " nut .. ..	2
12	6740 .. ..	" " washer (plain) .. ..	2
	30600 .. ..	" " " (spring) .. ..	2
<b>CHAINCASE</b>			
13	32480 .. ..	Chain cover .. ..	1
14	26472 .. ..	" " oil filler or drain plug .. ..	2
15	9732 .. ..	" " " " " " " washer .. ..	2
16	26476 .. ..	" " back plate .. ..	1
17	26479 .. ..	" " joint washer .. ..	1
18	24918 .. ..	" " felt washer .. ..	1
19	27000 .. ..	" " screw nut, $\frac{1}{4}$ " dia. .. ..	1
20	27916 .. ..	" " " shakeproof washer .. ..	1
21	22835 .. ..	" " " $\frac{1}{4}$ " dia. .. ..	10
	RN/110036/58	Front chain, $\frac{3}{8}$ " pitch x .225" x 58 pitches	1
<b>CHAINGUARD</b>			
22	26327 .. ..	Rear chainguard .. ..	1
23	251 .. ..	" " set bolt (front end) .. ..	1
24	7795 .. ..	" " " " (rear end) .. ..	1
20	27916 .. ..	" " " " shakeproof washer .. ..	2
	RN/110044/103	Rear chain, $\frac{1}{2}$ " pitch x .205" x 103 pitches	1





SRE1/2/48

## PETROL TANK

Illus. No.	No. of part.	Description.	No. per set.
1	32486 .. ..	Petrol tank less fittings .. ..	1
2	26962 .. ..	.. .. badge .. ..	1
3	26843 .. ..	.. .. screw .. ..	2
4	32488 .. ..	Filler cap with oil measure .. ..	1
5	26398 .. ..	Tank securing bolt .. ..	2
6	27000 .. ..	.. .. nut .. ..	2
7	27916 .. ..	.. .. shakeproof washer .. ..	2
8	26400 .. ..	.. .. distance tube (front) .. ..	1
9	32489 .. ..	Petrol pipe .. ..	1
10	5657 .. ..	.. .. union nut .. ..	2
11	5663 .. ..	.. .. nipple .. ..	2
12	26965 .. ..	.. .. tap .. ..	1
13	5662 .. ..	.. .. washer .. ..	1
14	29927 .. ..	Tank packing pads .. ..	2

## SPEEDOMETER & DRIVE

15	SM/S411/L ..	Speedometer head, 55 mph. non-trip .. ..	1
	SM/S411/K/L	.. .. 90 kph. .. ..	1
16	SM/25515 ..	.. .. bracket with nuts .. ..	1
		and washers .. ..	1
17	SM/53395 ..	Flexible drive 27 $\frac{1}{2}$ " inner and outer .. ..	1
		comp. .. ..	1
	SM/52108/1/27 $\frac{1}{2}$	Flexible drive, inner .. ..	1
	SM/53398/27 $\frac{1}{2}$	.. .. , outer .. ..	1
18	SM/52283/1 ..	Self contained gearbox .. ..	1
19	32139 .. ..	Driving ring .. ..	1
20	6740 .. ..	Packing washer (behind gearbox plate) .. ..	1
21	32140 .. ..	Distance collar (outside gearbox plate) .. ..	1

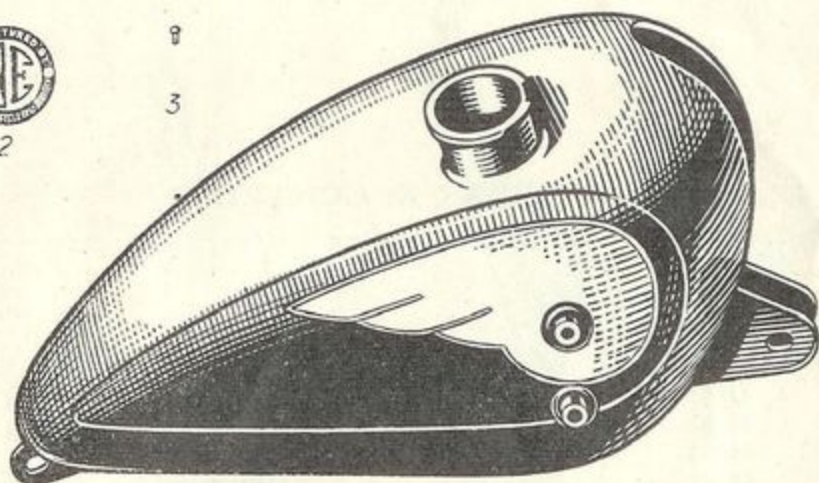





2

9

3



1



4



5



6



7



8



9



12



13



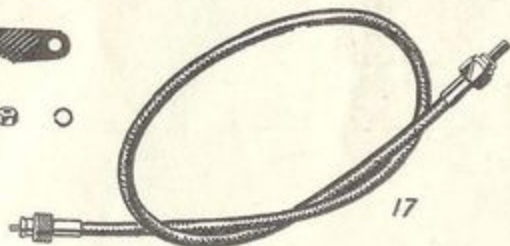
14



15



16



17



18



19



20

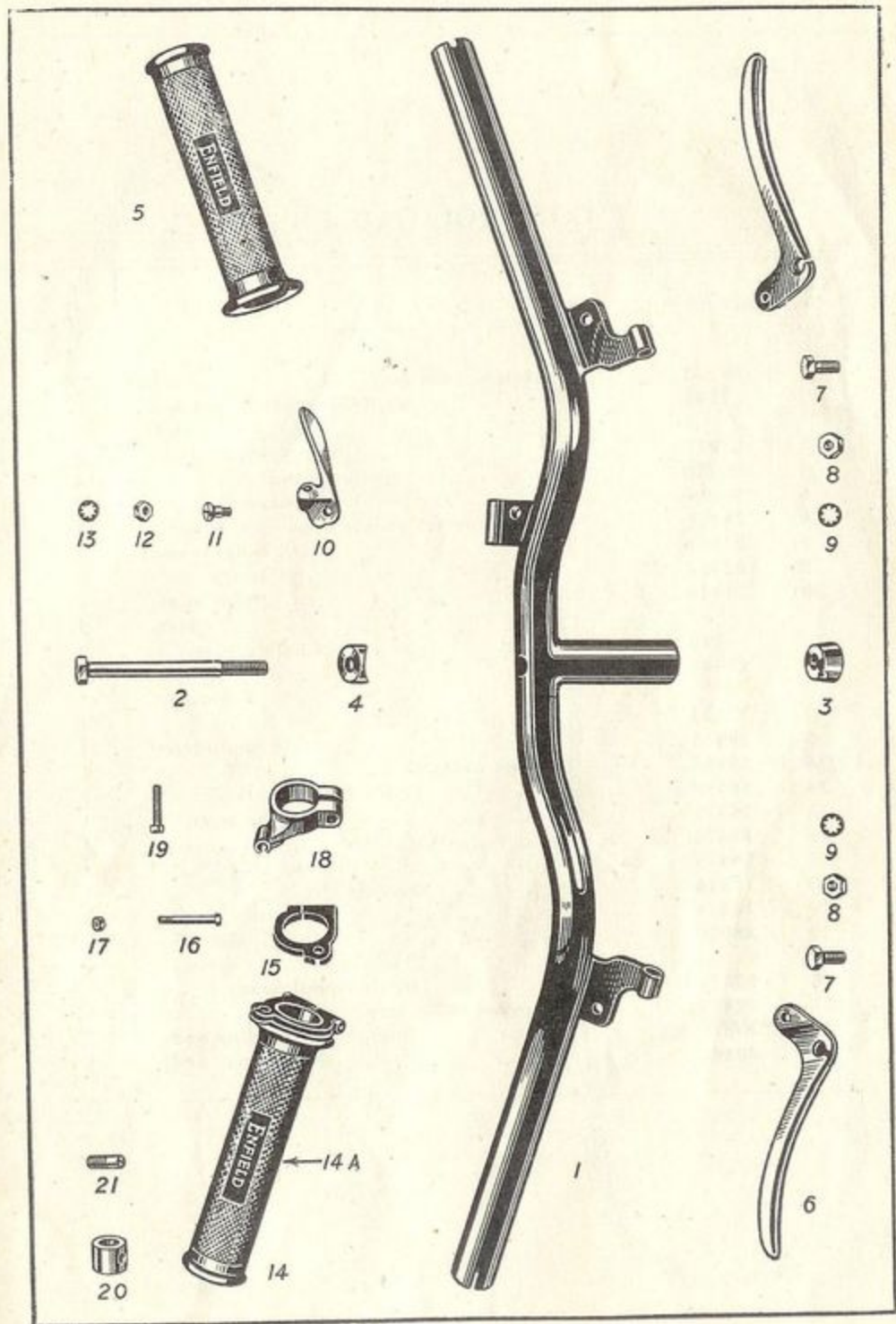


21

## HANDLEBAR & CONTROLS

Illus. No.	No. of part.	Description.	No. per set.
<b>HANDLEBAR</b>			
1	32861 .. ..	Handlebar bend with lugs .. ..	1
2	26682 .. ..	"    expander bolt .. ..	1
3	26683 .. ..	"    "    "    wedge .. ..	1
4	26681 .. ..	"    "    "    washer .. ..	1
5	32922 .. ..	Dummy grip rubber, $\frac{7}{8}$ " inside dia. ..	1
<b>CONTROLS</b>			
	32863 .. ..	Clutch lever .. ..	1
6	33187 .. ..	Brake lever .. ..	1
7	30515 .. ..	Lever pivot pin, $\frac{1}{8}$ " dia. .. ..	2
8	30516 .. ..	"    "    "    nut .. ..	2
9	27916 .. ..	"    "    "    shakeproof washer ..	2
10	27027 .. ..	Decompressor lever .. ..	1
11	27044 .. ..	"    "    pivot pin .. ..	1
12	25498 .. ..	"    "    "    nut .. ..	1
13	29058 .. ..	"    "    "    shake- proof washer	1
14	32971 .. ..	Throttle twist grip assembly, complete	1
14A	32923 .. ..	"    "    "    rubber, $\frac{11}{16}$ " inside dia.	1
15	29967 .. ..	"    "    "    flange .. ..	1
16	29968 .. ..	"    "    "    "    bolt .. ..	1
17	29969 .. ..	"    "    "    "    nut .. ..	1
18	26973 .. ..	"    "    "    stop .. ..	1
19	26974 .. ..	"    "    "    "    set pin .. ..	1
20	31213 .. ..	"    "    "    plug .. ..	1
21	31306 .. ..	"    "    "    "    expander screw	1

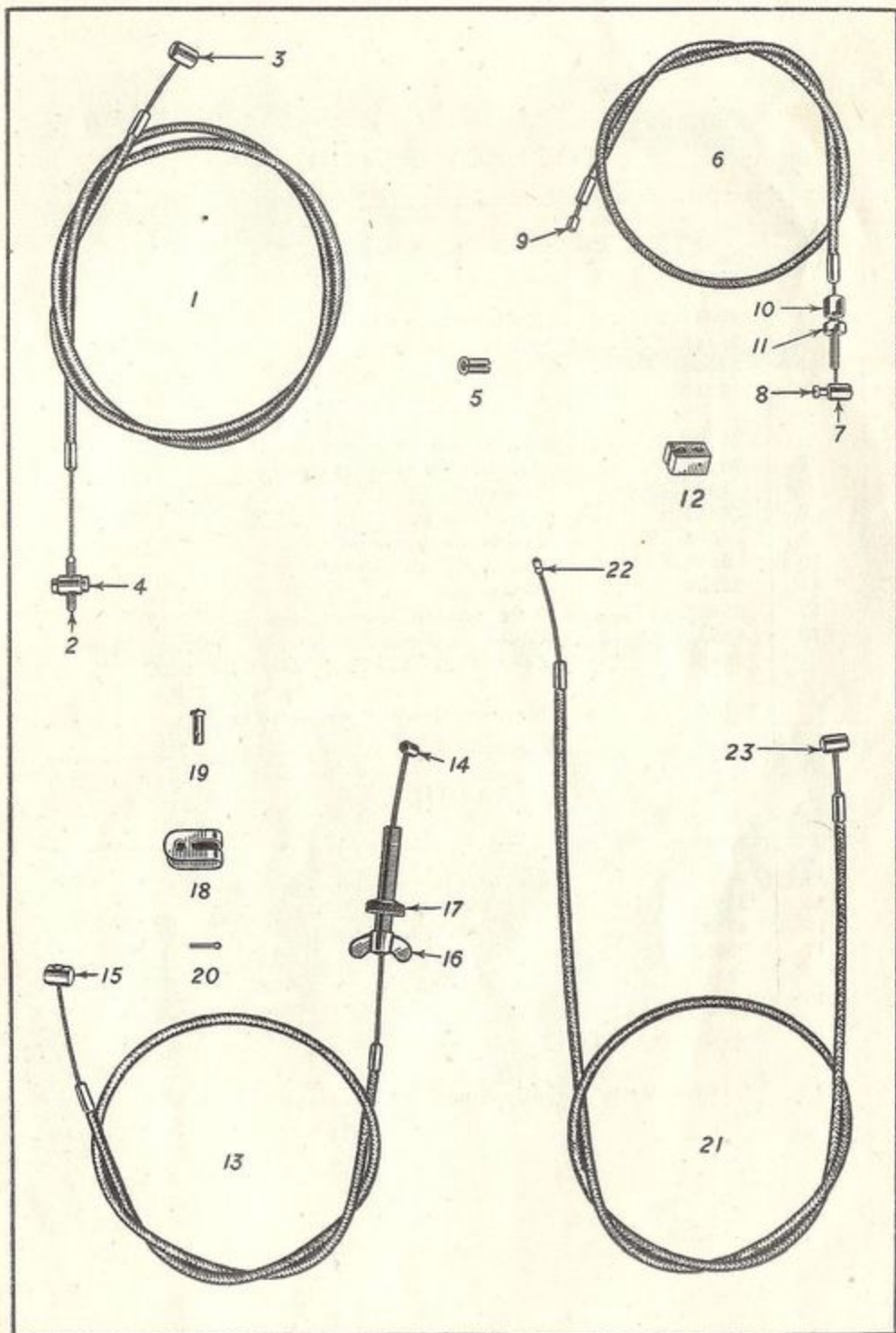




## CONTROL CABLES

Illus. No.	No. of part.	Description.	No. per set.
1	29963 .. ..	Clutch cable assy. .. ..	1
2	3245 .. ..	" " nipple (threaded, gearbox end)	1
3	26977 .. ..	" " " (handlebar end) ..	1
4	26533 .. ..	" " adjuster trunnion ..	1
5	30514 .. ..	" " ferrule (shouldered) ..	1
6	29964 .. ..	Decompressor cable assy. .. ..	1
7	27669 .. ..	" " nipple (engine end)	1
8	32483 .. ..	" " " screw ..	1
9	27042 .. ..	" " " (handlebar end)	1
10	916 .. ..	" " adjusting screw .	1
11	25498 .. ..	" " " " locknut	1
12	27023 .. ..	" " block .. ..	1
5	30514 .. ..	" " ferrule (shouldered)	1
13	29965 .. ..	Brake cable assy. .. ..	1
14	10212 .. ..	" " nipple (brake end) ..	1
15	26977 .. ..	" " " (handlebar end) ..	1
16	26470 .. ..	" " adjuster .. ..	1
17	26471 .. ..	" " " locknut .. ..	1
18	10210 .. ..	" " knuckle .. ..	1
19	10211 .. ..	" " " joint pin ..	1
20	28000 .. ..	" " " " " split pin $\frac{1}{16}'' \times \frac{1}{2}''$	1
5	30514 .. ..	" " ferrule (shouldered) ..	2
21	32824 .. ..	Throttle cable assy. .. ..	1
22	AM/4/036 .. ..	" " nipple (carburettor end)	1
23	26982 .. ..	" " " (handlebar end)	1





## TOOLBOX & TOOLS.


Illus. No.	No. of part.	Description.	No. per set.
1	26567.. ..	Toolbox with lid .. .. .	1
2	26568.. ..	.. fixing clip .. .. .	2
3	26309.. ..	.. " " " set bolt .. .. .	4
4	27916.. ..	.. " " " " " shakeproof washer	4
	27000 .. ..	.. attachment bolt nut .. .. .	4
6	29858.. ..	Spanner for exhaust pipe .. .. .	1
7	3482.. ..	Screwdriver .. .. .	1
8	26829.. ..	Tyre lever .. .. .	2
9	6406.. ..	Combination spanner .. .. .	1
10	2976.. ..	Spanner $\frac{3}{8}$ " $\times$ $\frac{7}{16}$ " Whit. .. .. .	1
11	26984.. ..	Grease gun .. .. .	1
12	29922.. ..	Tyre inflater .. .. .	1
13	29921.. ..	Canvas tool roll .. .. .	1
	*27866.. ..	Contact breaker cam extractor bolt, $\frac{5}{16}$ " $\times$ 22 T.P.I.	1
	*ST56 .. ..	Magneto flywheel extractor .. .. .	1

## SADDLE

14	29810.. ..	Saddle with rear coil springs .. .. .	1
15	32968.. ..	.. coil spring .. .. .	2
16	28687.. ..	.. pivot bolt (front) .. .. .	1
17	6955.. ..	.. " " " nut .. .. .	1
	3699.. ..	.. spring pin .. .. .	2
20	5965.. ..	.. " " washer .. .. .	4

\* These items are not a part of the standard tool kit.






1



6



7



2



3




4



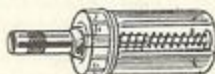
8



9



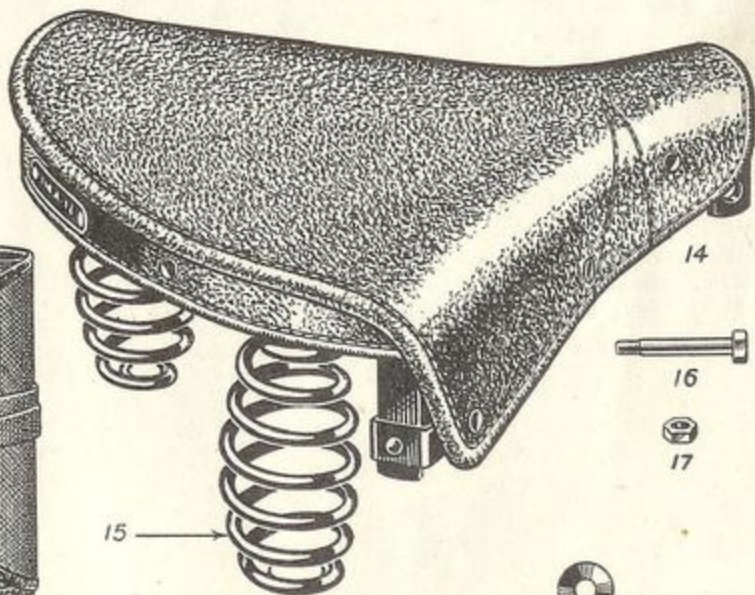
10




11




12



14



13



16



17

15



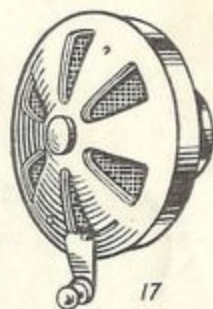


20

## AMAL CARBURETTOR

Illus. No.	No. of part.	Description.	No. per set.
	AM/223/001C	Carburettor complete .. .. .	1
1	AM/223/001	"    body .. .. .	1
2	AM/23/180 ..	"    "    plug screw .. .. .	1
3	AM/116/147	"    "    "    "    washer .. .. .	1
4	AM/223/011	Mixing chamber top .. .. .	1
5	AM/4/035 ..	Cable adjuster .. .. .	1
6	AM/4/207 ..	Outlet clip .. .. .	1
7	AM/4/048 ..	"    "    screw .. .. .	1
8	AM/223/012	Throttle valve (std. No. 5) .. .. .	1
9	AM/52/060 ..	"    "    location screw .. .. .	1
10	AM/52/057 ..	"    "    spring .. .. .	1
11	AM/223/017	"    "    jet needle .. .. .	1
12	AM/161/054	"    "    "    "    clip .. .. .	1
13	AM/223/016	Needle jet No. 1075 .. .. .	1
14	AM/4/042 ..	Main jet (std. No. 90) .. .. .	1
15	AM/223/013	"    "    plug .. .. .	1
16	AM/223/014	"    "    "    washer .. .. .	1
17	AM/224/100	Air filter and strangler assy. .. .. .	1
18	AM/22/012 ..	Float chamber cover .. .. .	1
19	AM/22/016 ..	"    only .. .. .	1
20	AM/22/014 ..	"    needle .. .. .	1
21	AM/22/053 ..	Tickler assy. complete .. .. .	1





## MILLER MAGNETO FLYWHEEL

Illus. No.	No. of part.	Description.	No. per set.
	MI/FL18F ..	Magneto complete .. ..	1
	MI/F1C ..	Front plate c/w all fittings .. ..	1
	MI/F2 ..	Flywheel c/w magnets and poles ..	1
	8884 ..	.. securing nut .. ..	1
	7914 ..	.. .. washer .. ..	1
	11992 ..	.. .. key .. ..	1
	MI/F3 ..	Contact breaker c/w fixing screws ..	1
	MI/F4 ..	.. .. cam .. ..	1
	26803 ..	.. .. screw .. ..	1
	5085 ..	.. .. washer .. ..	1
	MI/F6 ..	.. .. cover .. ..	1
	MI/F7 ..	.. .. spring clip assy. .. ..	1
	MI/F5 ..	Condenser c/w fixing clip .. ..	1
	MI/F8 ..	H.T. coil c/w core plates .. ..	1
	MI/F8LC ..	.. .. less core plates .. ..	1
	MI/F9 ..	.. .. fixing screw .. .. set of	4
	MI/F12 ..	.. pick-up socket .. ..	1
	MI/F12A ..	.. .. rubber cover .. ..	1
	MI/F40 ..	.. .. bakelite cap .. ..	1
	MI/F10 ..	Lighting coil 'L' (left hand) .. ..	1
	MI/F11 ..	.. .. 'R' (right hand) .. ..	1
	MI/F15 ..	.. .. fixing screw .. .. set of	4
	MI/F13 ..	.. cable plug .. ..	1
	MI/F14 ..	.. .. socket .. ..	1
	SK/6200 ..	Ball bearing (behind cam) .. ..	1
	MI/F17 ..	.. .. retaining plate and screws	1



## MILLER HEADLAMP

Illus. No.	No. of part.	Description.	No. per set.
		<b>TYPE 62ED, 6" diameter.</b>	
	MI/62ED ..	Lamp complete, less dry battery ..	1
	MI/62/1 * ..	.. body .. .. ..	1
	MI/62/12 ..	.. .. side fixing screws and washers .. set of	2
	MI/62/2 ..	Front rim .. .. ..	1
	MI/62/3 ..	.. .. glass (domed) .. ..	1
	MI/62/5 ..	.. .. .. fixing wires .. set of	4
	MI/62/4 ..	.. .. joint washer .. ..	1
	MI/62/6 ..	Reflector .. .. ..	1
	MI/62/7 ..	Bulb holder housing complete ..	1
	MI/62/8 ..	.. .. only .. .. ..	1
	MI/62/9 ..	Main switch complete .. ..	1
	MI/62/10 ..	.. .. cover .. .. ..	1
	MI/62/11 ..	.. .. lever .. .. ..	1
	MI/62/13 ..	Main bulb, 6 v. 24/24 watt. .. ..	1
	MI/62/14 ..	Pilot bulb 2.5 v. .2 amp. .. ..	1
	MI/157 ..	Diplite switch .. .. ..	1
	MI/157/1 ..	.. .. cable .. .. ..	1
	MI/62/15 ..	Set of lighting cables .. .. ..	1
	29609 ..	Cable strap .. .. ..	2
	MI/B23 ..	Dry battery .. .. ..	1
		<p>Note.—On a number of early machines a 7" dia. headlamp is used. Therefore, when ordering headlamp parts, please state whether a 6" or 7" lamp is fitted. The measurement is made over the maximum body diameter.</p>	

## TAIL LAMP

		<b>TYPE 36E.</b>	
	MI/36E ..	Lamp complete .. .. ..	1
	MI/36/1 ..	.. body with contact terminal and bulb holder	1
	251 ..	.. .. fixing screw .. ..	2
	27000 ..	.. .. .. nut .. ..	2
	27916 ..	.. .. .. shakeproof washer	2
	26826 ..	.. .. earthing strip .. ..	1
	27685 ..	Cable clip (securing to mudguard) ..	2
	MI/36/2 ..	Clear celluloid window .. ..	1
	MI/36/3 ..	Ruby lense .. .. ..	1
	MI/36/4 ..	.. .. mount (plated) .. ..	1
	MI/36/5 ..	.. .. .. retaining wire .. ..	1
	MI/36/6 ..	Bulb 6v. 3 watt. S.C.C. .. ..	1

## CONDITIONS OF SALE AND GUARANTEE.

The following is a copy of the Guarantee given by dealers in Royal Enfield Motor Cycles:

*We give the following Guarantee with our Motor Cycles, Motor Cycle Combinations and Sidecars, which is given in place of any implied conditions, warranties or liabilities whatsoever, statutory or otherwise, all such implied conditions, warranties and liabilities being in all cases excluded. Any statement, description, condition, or representation contained in any catalogue, advertisement, leaflet or other publication shall not be construed as enlarging, varying or over-riding this guarantee.*

In the case of machines (a) which have been used for "hiring out" purposes or (b) any motor cycle and/or sidecar used for any dirt track, cinder track, or grass track racing or competitions or any competition of any kind within an enclosure for which a charge is made for admission to take part in or view the competition or (c) machines from which the trade mark, name or manufacturing number has been removed, no guarantee of any kind is given or is to be implied.

**WE GUARANTEE**, subject to the conditions mentioned below, that all precautions which are usual and reasonable have been taken by us to secure excellence of materials and workmanship, but this guarantee is to extend and be in force for six months only from the date of purchase, and damages for which we make ourselves responsible under this guarantee are limited to the free supply of a new part in exchange for the part of the motor cycle, motor cycle combination or sidecar which may have proved defective. We do not undertake to replace or refix, or bear the cost of replacing or refixing, such new part in the motor cycle, motor cycle combination or sidecar. We undertake, subject to the conditions mentioned below, to make good at any time within six months any defects in these respects. As motor cycles, motor cycle combinations and sidecars are easily liable to derangement by neglect or misuse this guarantee does not apply to defects caused by wear and tear, misuse or neglect. The term "misuse" shall include amongst others the following acts:—

1. The attaching of a sidecar to the motor cycle in such a manner as to cause damage calculated to render the latter unsafe when ridden.
2. The use of a motor cycle or of a motor cycle and sidecar combined, when carrying more persons or a greater weight than that for which the machine was designed by the manufacturers.
3. The attaching of a sidecar to a motor cycle by any form of attachment not provided, supplied or approved by the manufacturers or to a motor cycle which is not designed for such use.

Any motor cycle or motor cycle combination or sidecar sent to us to be plated, enamelled or repaired will be repaired upon the following conditions, *i.e.*, we guarantee that all precautions which are usual and reasonable have been taken by us to secure excellence of materials and workmanship, such guarantee to extend and be in force for three months only from the time such work shall have been executed or until the expiration of the six months above referred to, and this guarantee is in lieu and in exclusion of any common law or statute warranty or condition, and the damages recoverable are limited to the cost of any further work which may be necessary to amend and make good the work found to be defective.

## CONDITIONS OF GUARANTEE.

If a defective part should be found in our motor cycles, motor cycle combinations or sidecars, or in any part supplied by way of exchange before referred to, it must be sent to us CARRIAGE PAID and accompanied by an intimation from the owner that he desires to have it repaired or exchanged free of charge under our guarantee, and he must also furnish us at the same time with the number of the machine, the date of the purchase, or the date when the alleged defective part was exchanged as the case may be.

Failing compliance with the above, such articles will lie here AT THE RISK OF THE OWNER and this guarantee and any implied guarantee, warranty or condition shall not be enforceable.

We do not guarantee specialties such as tyres, saddles, chains, lamps, etc., or any component parts supplied to the order of the purchaser differing from standard specifications supplied with our motor cycles, motor cycle combinations, sidecars or otherwise.

## NOTICE.

We do not appoint agents for the sale on our behalf of our motor cycles or other goods, but we assign to motor cycle Dealers, areas in which we supply to such Dealers exclusively for re-sale in such areas. No such Dealer is authorised to transact any business, give any warranty, make any representation or incur any liability on our behalf.





Printed in England.

Barnstormers Co. Nz